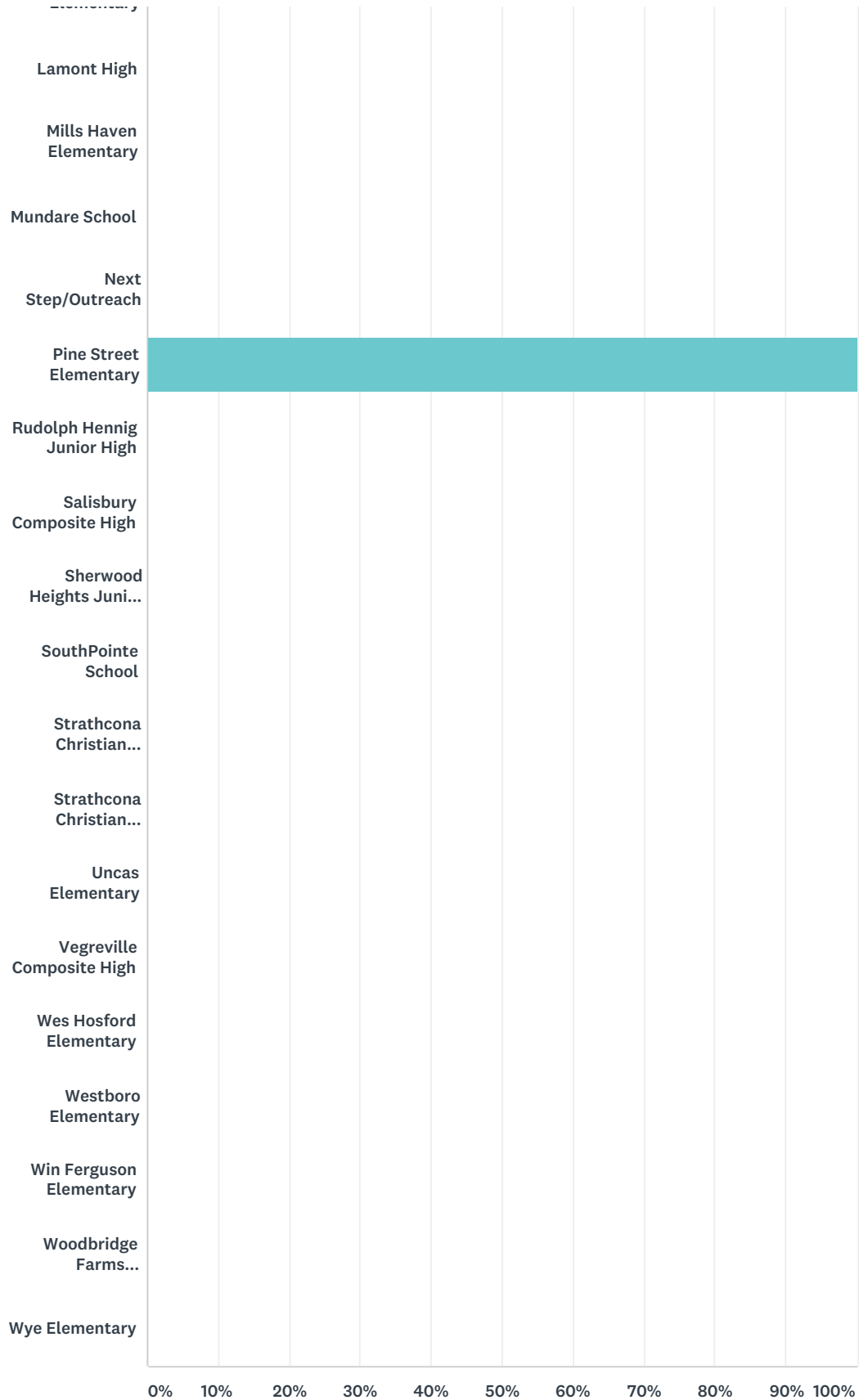


Q1 Please indicate the school your child attends.

Answered: 90 Skipped: 0

A.L. Horton Elementary									
Andrew School									
Ardrossan Elementary									
Ardrossan Junior Senio...									
Bev Facey Community High									
Brentwood Elementary									
Bruderheim School									
Clover Bar Junior High									
École Campbelltown									
École Parc Élémentaire									
F.R. Haythorne Junior High									
Fort Saskatchewan...									
Fort Saskatchewan...									
Fort Saskatchewan...									
Fultonvale Elementary...									
Glen Allan Elementary									
James Mowat Elementary									
Lakeland Ridge									
Lamont Elementary									

EIPS Parent Survey 2017-18



ANSWER CHOICES	RESPONSES
A.L. Horton Elementary	0.00% 0

EIPS Parent Survey 2017-18

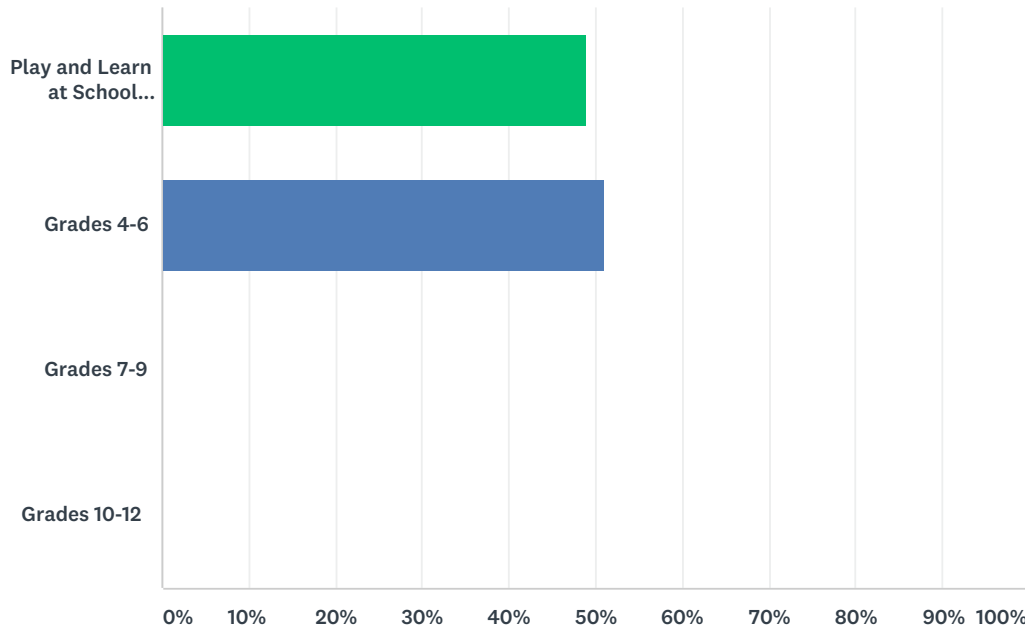
Andrew School	0.00%	0
Ardrossan Elementary	0.00%	0
Ardrossan Junior Senior High	0.00%	0
Bev Facey Community High	0.00%	0
Brentwood Elementary	0.00%	0
Bruderheim School	0.00%	0
Clover Bar Junior High	0.00%	0
École Campbelltown	0.00%	0
École Parc Élémentaire	0.00%	0
F.R. Haythorne Junior High	0.00%	0
Fort Saskatchewan Christian	0.00%	0
Fort Saskatchewan Elementary	0.00%	0
Fort Saskatchewan Senior High	0.00%	0
Fultonvale Elementary Junior High	0.00%	0
Glen Allan Elementary	0.00%	0
James Mowat Elementary	0.00%	0
Lakeland Ridge	0.00%	0
Lamont Elementary	0.00%	0
Lamont High	0.00%	0
Mills Haven Elementary	0.00%	0
Mundare School	0.00%	0
Next Step/Outreach	0.00%	0
Pine Street Elementary	100.00%	90
Rudolph Hennig Junior High	0.00%	0
Salisbury Composite High	0.00%	0
Sherwood Heights Junior High	0.00%	0
SouthPointe School	0.00%	0
Strathcona Christian Academy Elementary	0.00%	0
Strathcona Christian Academy Secondary	0.00%	0
Uncas Elementary	0.00%	0
Vegreville Composite High	0.00%	0
Wes Hosford Elementary	0.00%	0
Westboro Elementary	0.00%	0
Win Ferguson Elementary	0.00%	0

EIPS Parent Survey 2017-18

Woodbridge Farms Elementary	0.00%	0
Wye Elementary	0.00%	0
TOTAL		90

Q2 Please indicate your child's grade.

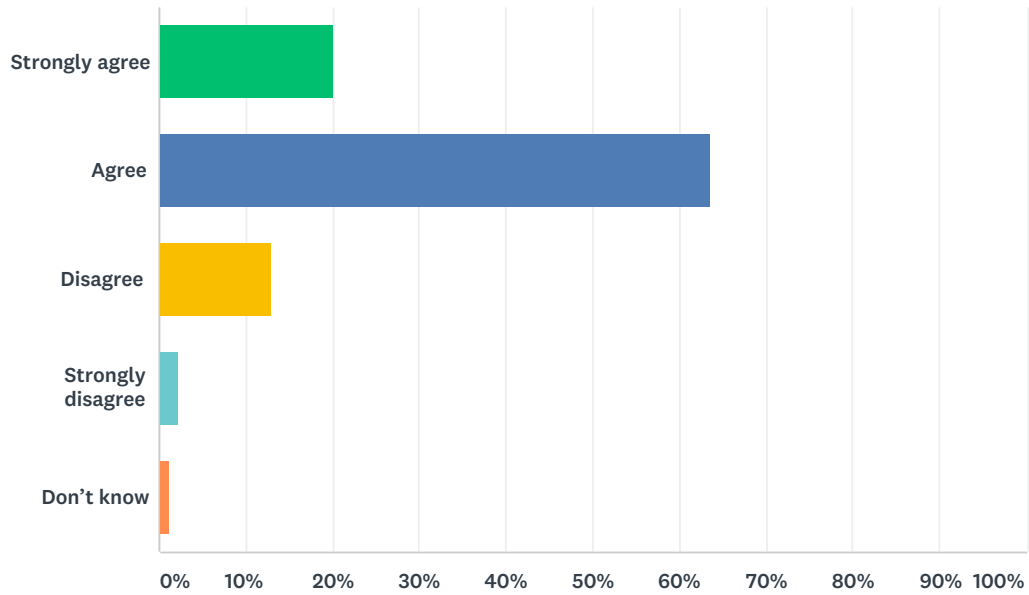
Answered: 90 Skipped: 0



ANSWER CHOICES	RESPONSES	
Play and Learn at School (PALS)KindergartenGrades 1-3	48.89%	44
Grades 4-6	51.11%	46
Grades 7-9	0.00%	0
Grades 10-12	0.00%	0
TOTAL		90

Q3 My child's individual needs are met.

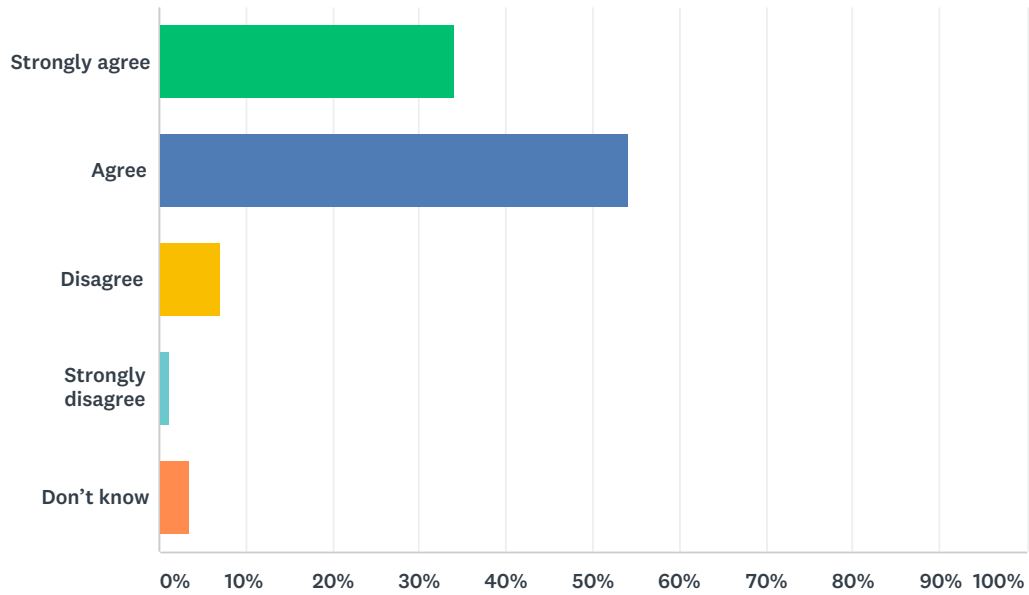
Answered: 85 Skipped: 5



ANSWER CHOICES	RESPONSES	
Strongly agree	20.00%	17
Agree	63.53%	54
Disagree	12.94%	11
Strongly disagree	2.35%	2
Don't know	1.18%	1
TOTAL		85

Q4 My child is encouraged at school to do his or her best.

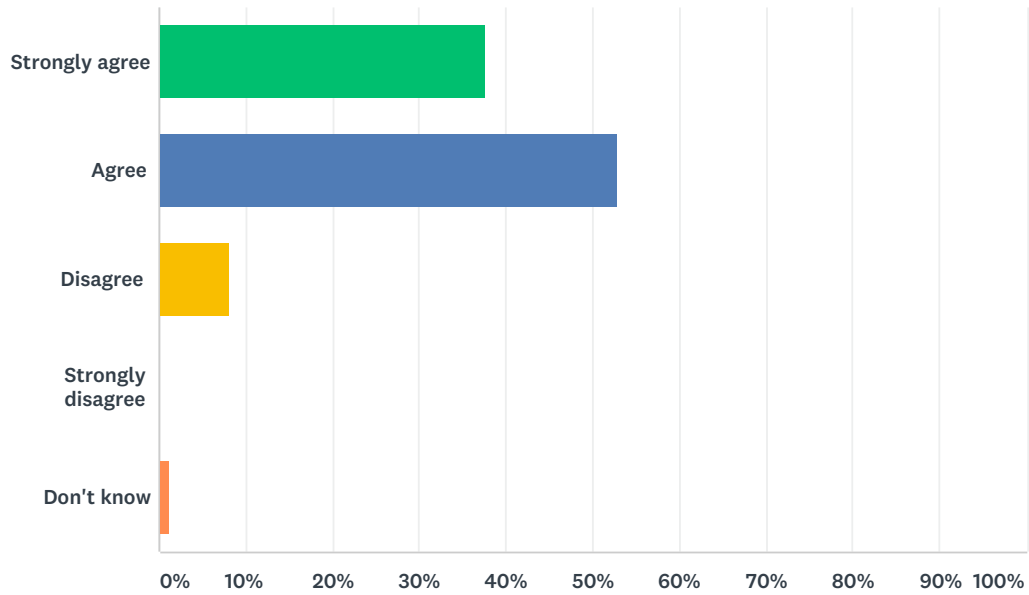
Answered: 85 Skipped: 5



ANSWER CHOICES	RESPONSES	
Strongly agree	34.12%	29
Agree	54.12%	46
Disagree	7.06%	6
Strongly disagree	1.18%	1
Don't know	3.53%	3
TOTAL		85

Q5 My child is demonstrating growth in literacy.

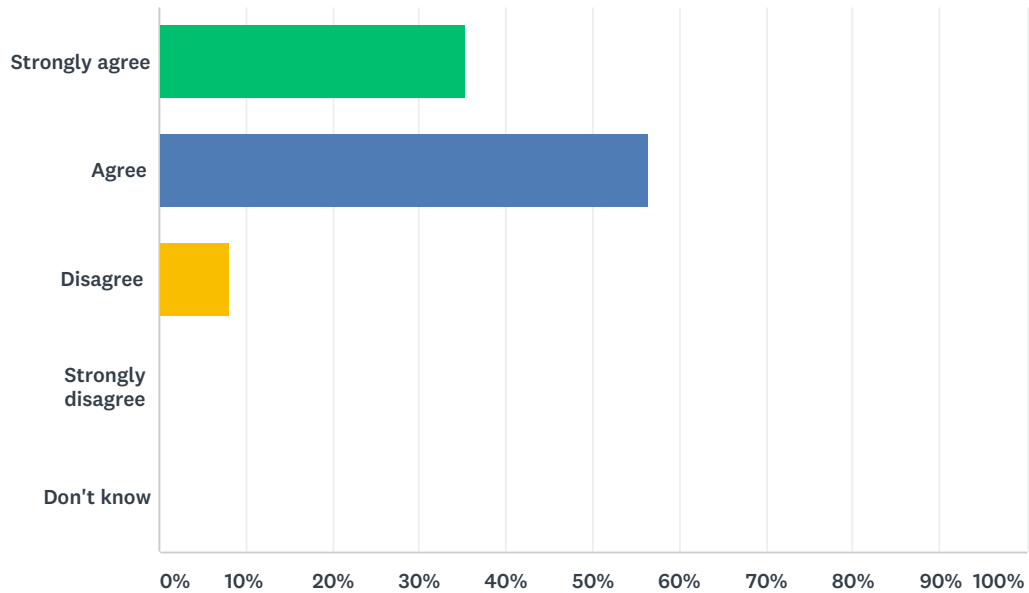
Answered: 85 Skipped: 5



ANSWER CHOICES	RESPONSES	
Strongly agree	37.65%	32
Agree	52.94%	45
Disagree	8.24%	7
Strongly disagree	0.00%	0
Don't know	1.18%	1
TOTAL		85

Q6 My child is demonstrating growth in numeracy.

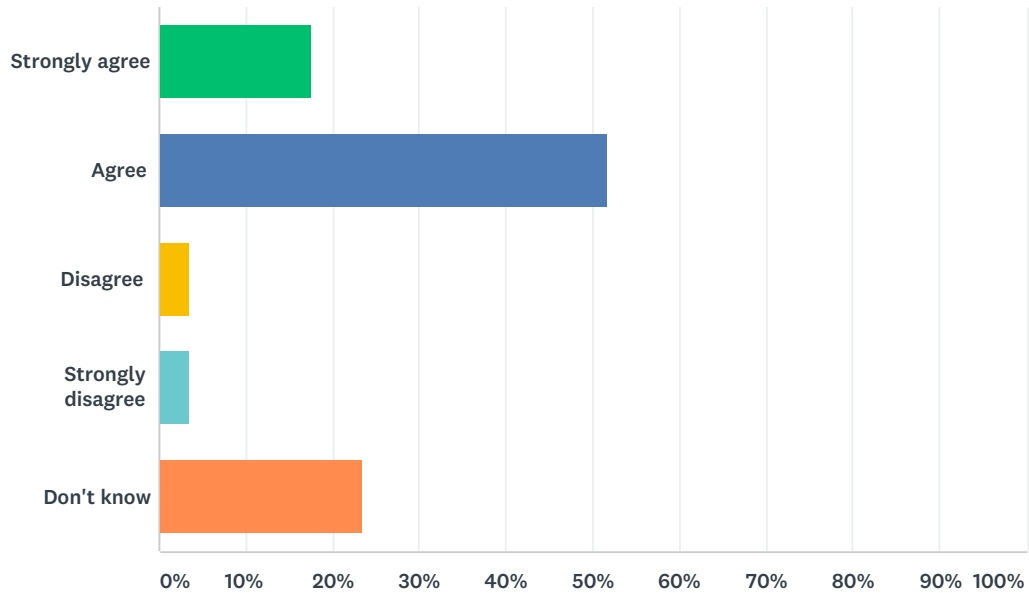
Answered: 85 Skipped: 5



ANSWER CHOICES	RESPONSES	
Strongly agree	35.29%	30
Agree	56.47%	48
Disagree	8.24%	7
Strongly disagree	0.00%	0
Don't know	0.00%	0
TOTAL		85

Q7 My child has an understanding of First Nations, Métis and Inuit culture and history.

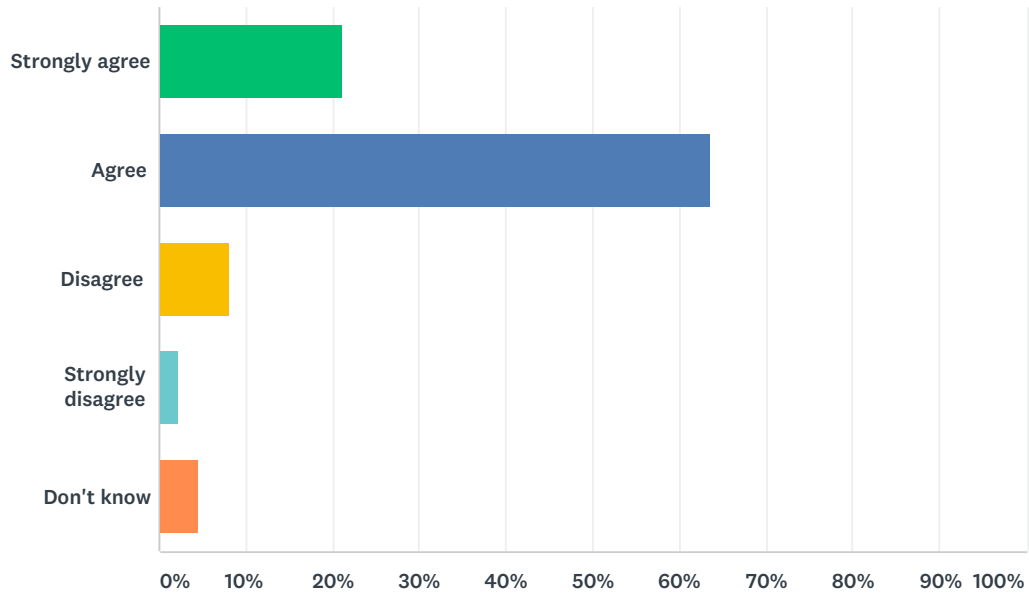
Answered: 85 Skipped: 5



ANSWER CHOICES	RESPONSES	
Strongly agree	17.65%	15
Agree	51.76%	44
Disagree	3.53%	3
Strongly disagree	3.53%	3
Don't know	23.53%	20
TOTAL		85

Q8 My child is being taught knowledge, skills and attitudes necessary to be successful in life.

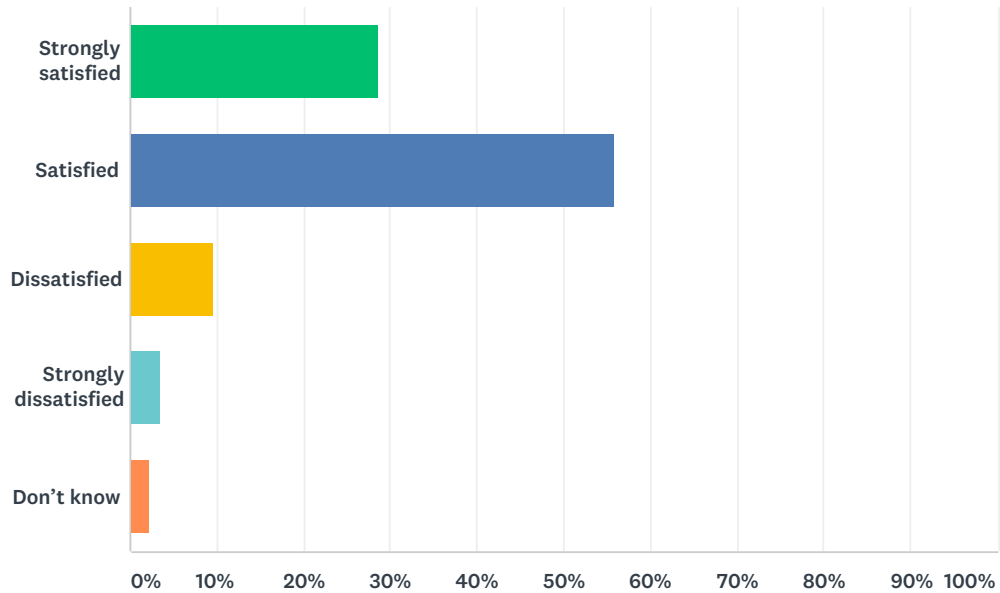
Answered: 85 Skipped: 5



ANSWER CHOICES	RESPONSES	
Strongly agree	21.18%	18
Agree	63.53%	54
Disagree	8.24%	7
Strongly disagree	2.35%	2
Don't know	4.71%	4
TOTAL		85

Q9 How satisfied are you with the quality of education your child is receiving at his or her school?

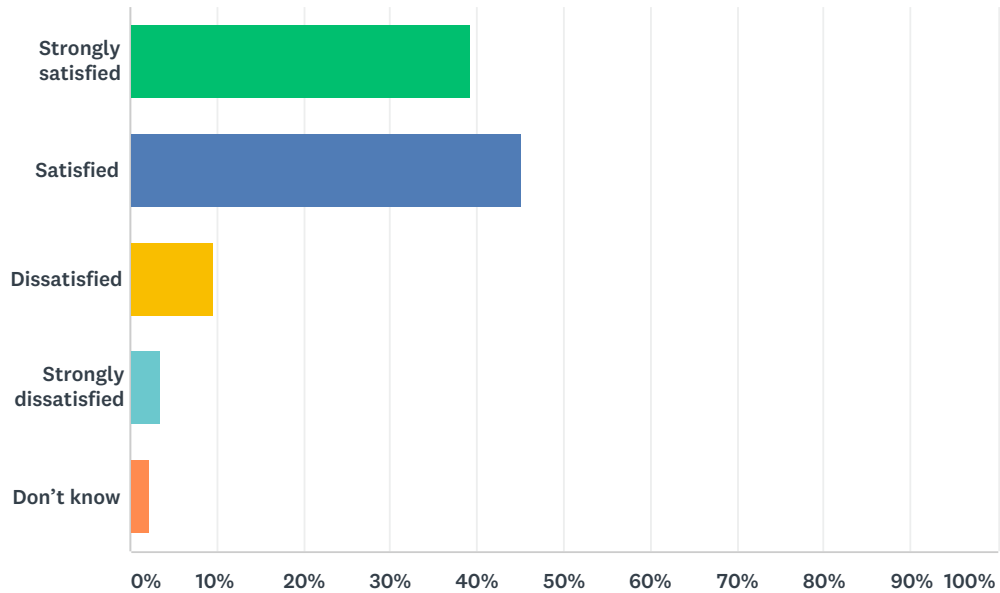
Answered: 84 Skipped: 6



ANSWER CHOICES	RESPONSES	
Strongly satisfied	28.57%	24
Satisfied	55.95%	47
Dissatisfied	9.52%	8
Strongly dissatisfied	3.57%	3
Don't know	2.38%	2
TOTAL		84

Q10 How satisfied are you with the quality of teaching at your child's school?

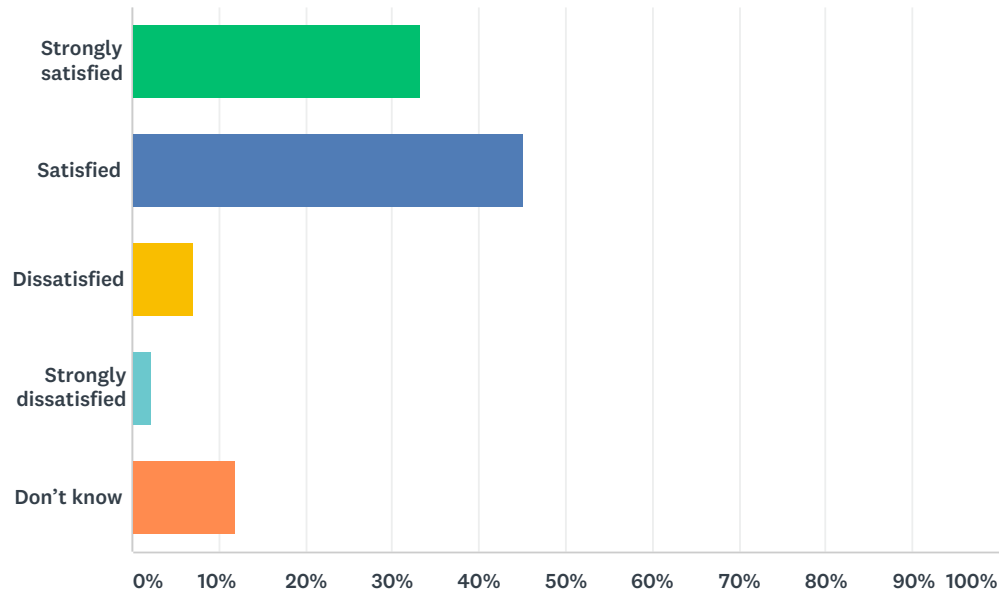
Answered: 84 Skipped: 6



ANSWER CHOICES	RESPONSES	
Strongly satisfied	39.29%	33
Satisfied	45.24%	38
Dissatisfied	9.52%	8
Strongly dissatisfied	3.57%	3
Don't know	2.38%	2
TOTAL		84

Q11 How satisfied are you with the leadership in your child's school?

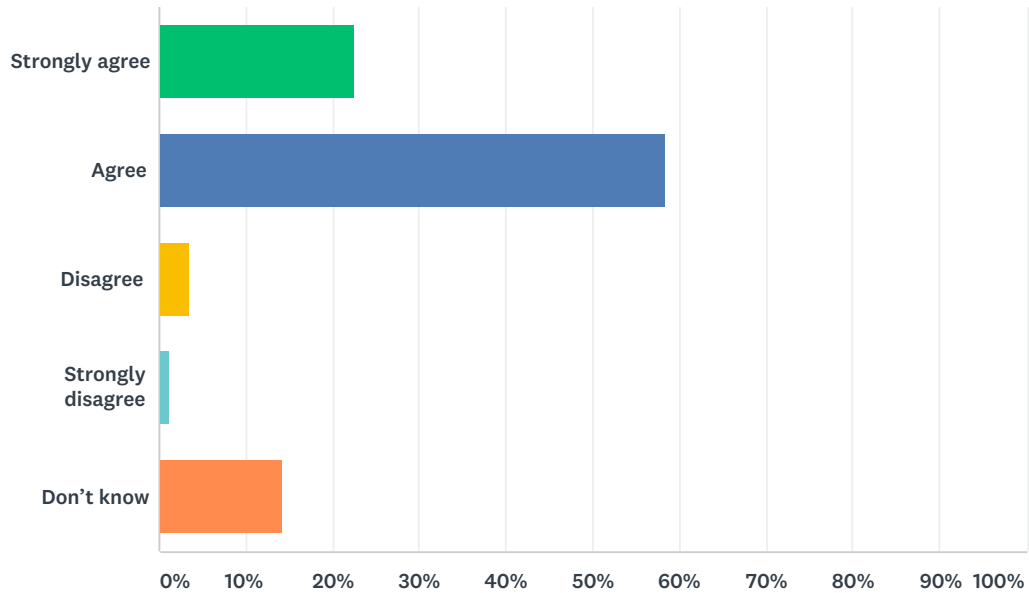
Answered: 84 Skipped: 6



ANSWER CHOICES	RESPONSES	
Strongly satisfied	33.33%	28
Satisfied	45.24%	38
Dissatisfied	7.14%	6
Strongly dissatisfied	2.38%	2
Don't know	11.90%	10
TOTAL		84

Q12 The rights and responsibilities of citizenship are reinforced in my child's school.

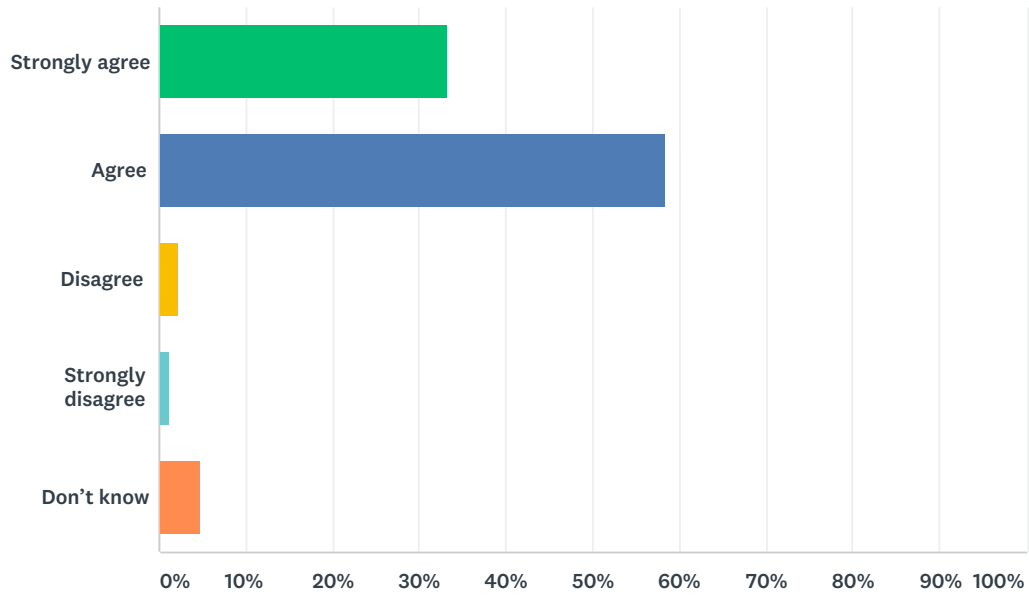
Answered: 84 Skipped: 6



ANSWER CHOICES	RESPONSES	
Strongly agree	22.62%	19
Agree	58.33%	49
Disagree	3.57%	3
Strongly disagree	1.19%	1
Don't know	14.29%	12
TOTAL		84

Q13 The school staff care about my child.

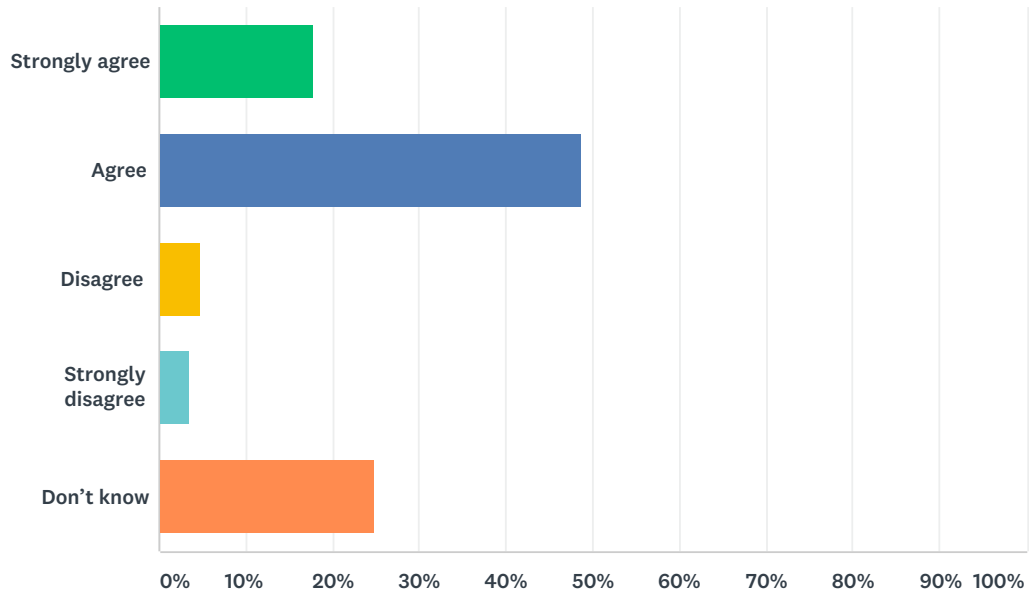
Answered: 84 Skipped: 6



ANSWER CHOICES	RESPONSES	
Strongly agree	33.33%	28
Agree	58.33%	49
Disagree	2.38%	2
Strongly disagree	1.19%	1
Don't know	4.76%	4
TOTAL		84

Q14 Discipline is handled in a fair and reasonable manner in my child's school.

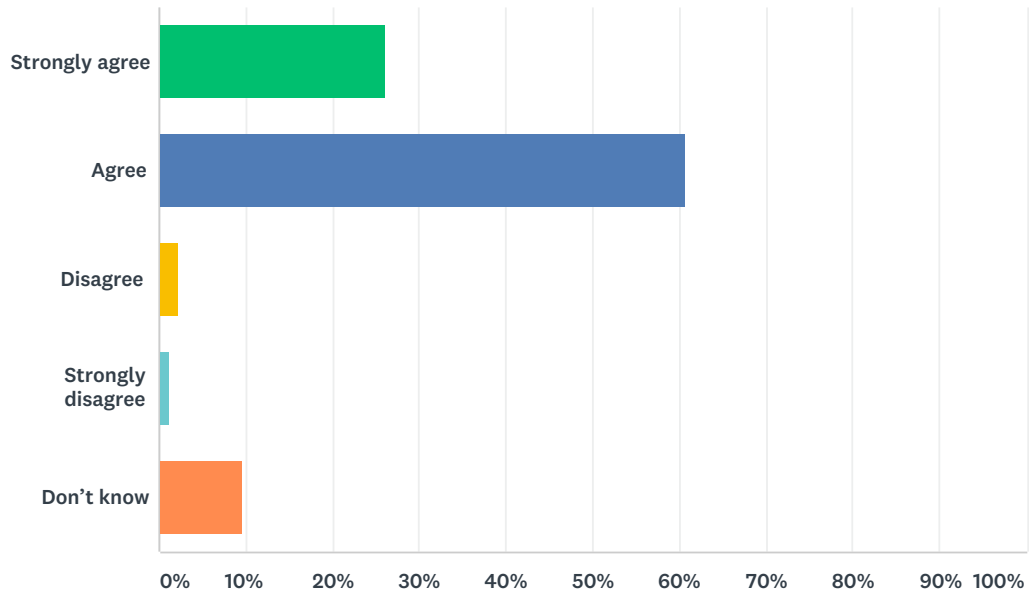
Answered: 84 Skipped: 6



ANSWER CHOICES	RESPONSES	
Strongly agree	17.86%	15
Agree	48.81%	41
Disagree	4.76%	4
Strongly disagree	3.57%	3
Don't know	25.00%	21
TOTAL		84

Q15 My child's school is safe.

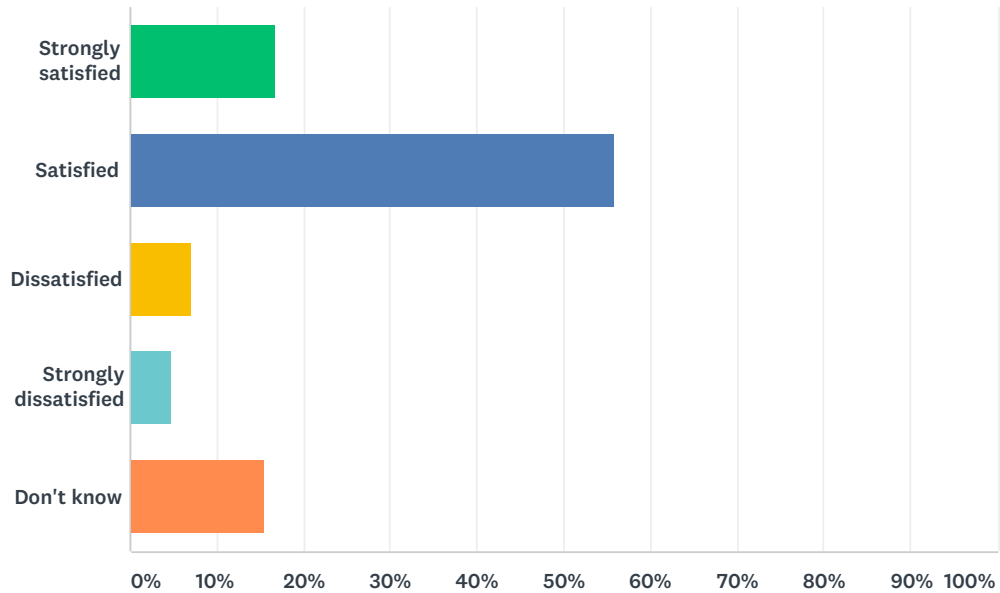
Answered: 84 Skipped: 6



ANSWER CHOICES	RESPONSES	
Strongly agree	26.19%	22
Agree	60.71%	51
Disagree	2.38%	2
Strongly disagree	1.19%	1
Don't know	9.52%	8
TOTAL		84

Q16 How satisfied are you with the resources available to support your child's learning?

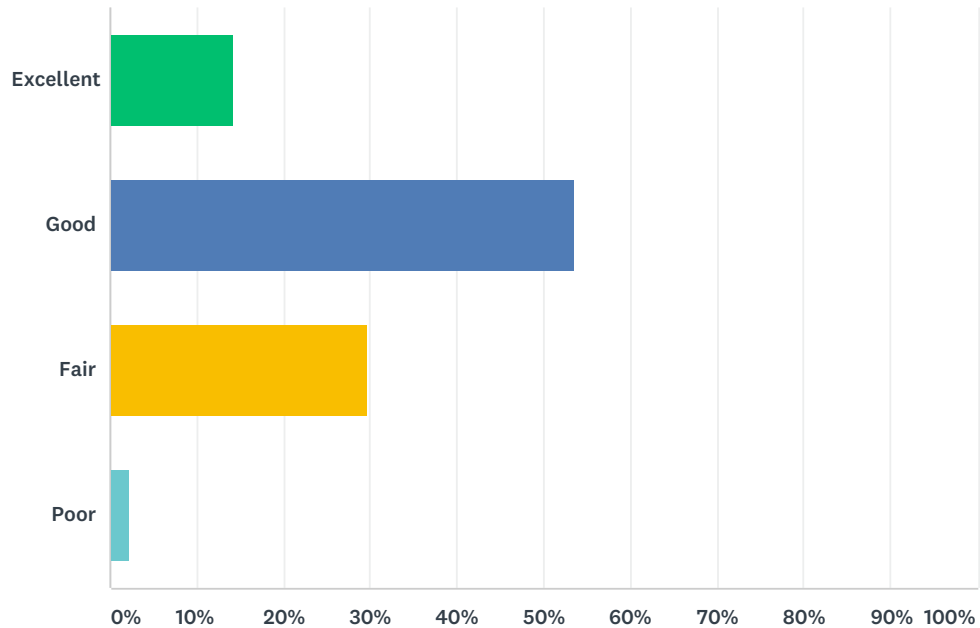
Answered: 84 Skipped: 6



ANSWER CHOICES	RESPONSES	
Strongly satisfied	16.67%	14
Satisfied	55.95%	47
Dissatisfied	7.14%	6
Strongly dissatisfied	4.76%	4
Don't know	15.48%	13
TOTAL		84

Q17 How would you rate the physical condition of your child's school?

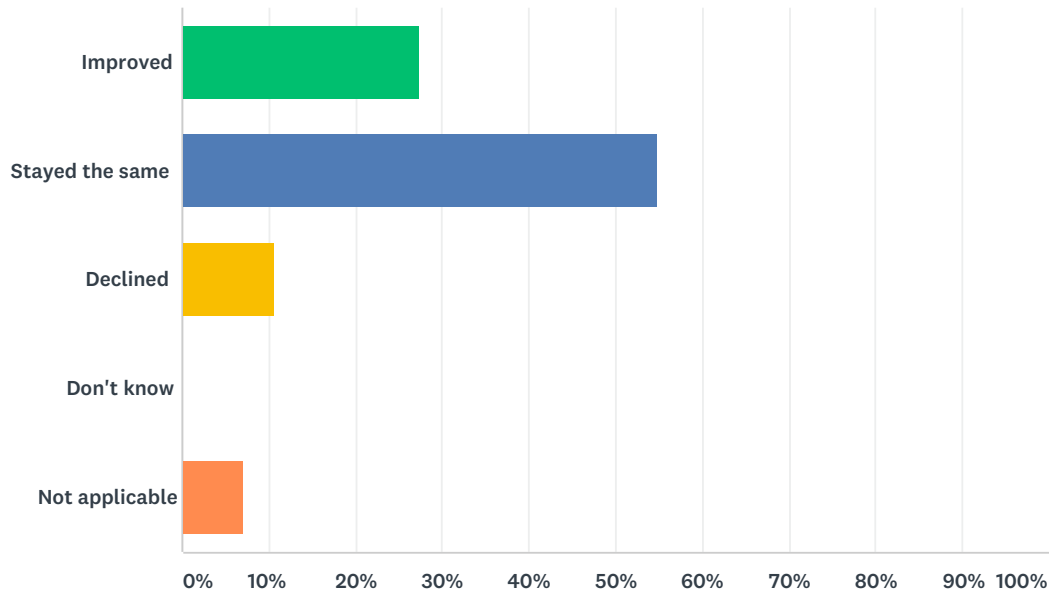
Answered: 84 Skipped: 6



ANSWER CHOICES	RESPONSES	
Excellent	14.29%	12
Good	53.57%	45
Fair	29.76%	25
Poor	2.38%	2
TOTAL		84

Q18 In your opinion, has the quality of education your child has experienced at school improved, stayed the same or declined in the past three years?

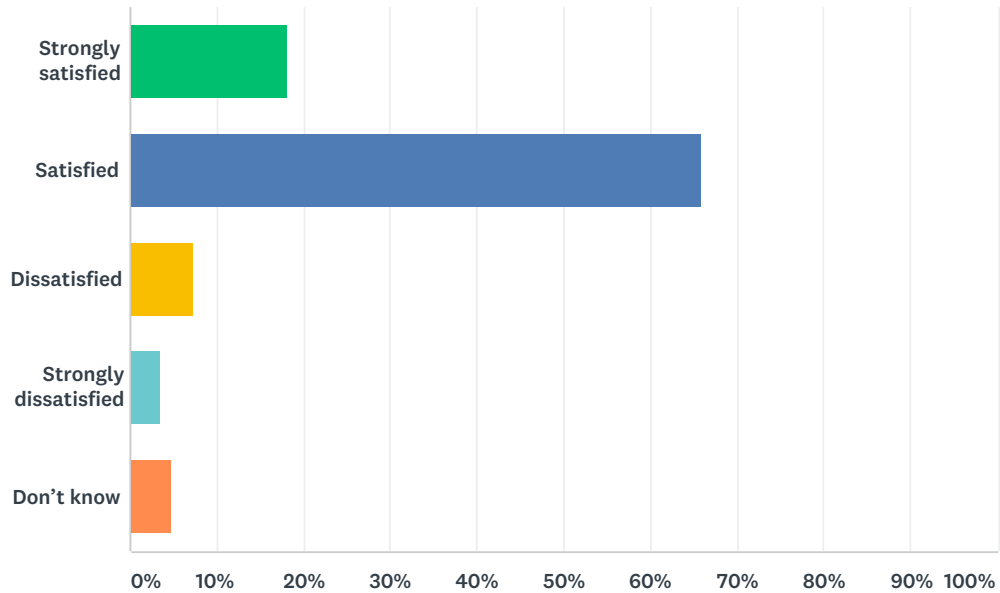
Answered: 84 Skipped: 6



ANSWER CHOICES	RESPONSES	
Improved	27.38%	23
Stayed the same	54.76%	46
Declined	10.71%	9
Don't know	0.00%	0
Not applicable	7.14%	6
TOTAL		84

Q19 How satisfied are you with the opportunity to be involved in decisions at your child's school?

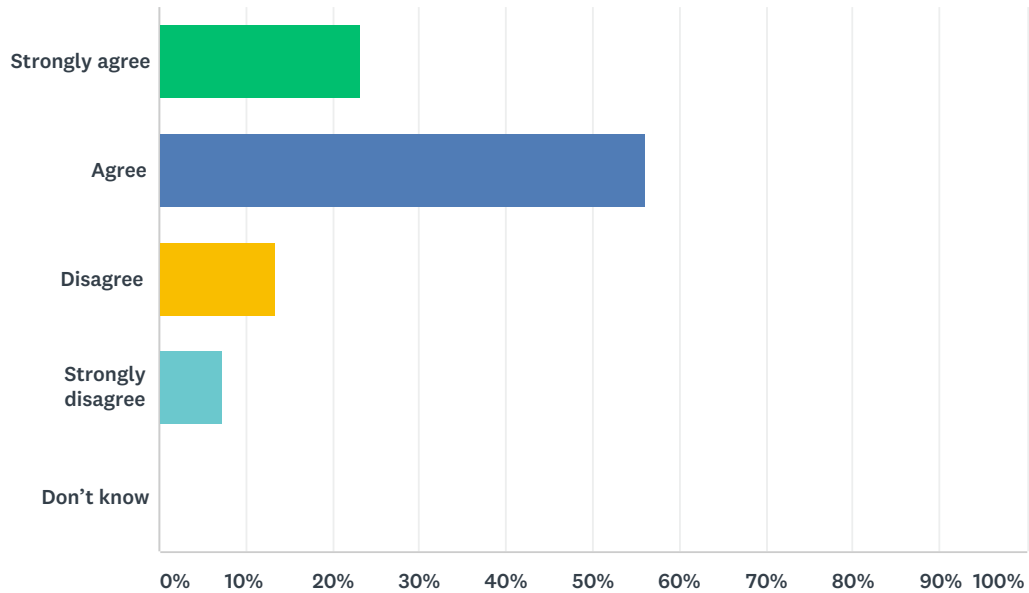
Answered: 82 Skipped: 8



ANSWER CHOICES	RESPONSES	
Strongly satisfied	18.29%	15
Satisfied	65.85%	54
Dissatisfied	7.32%	6
Strongly dissatisfied	3.66%	3
Don't know	4.88%	4
TOTAL		82

Q20 The school keeps me informed about my child's progress and achievement.

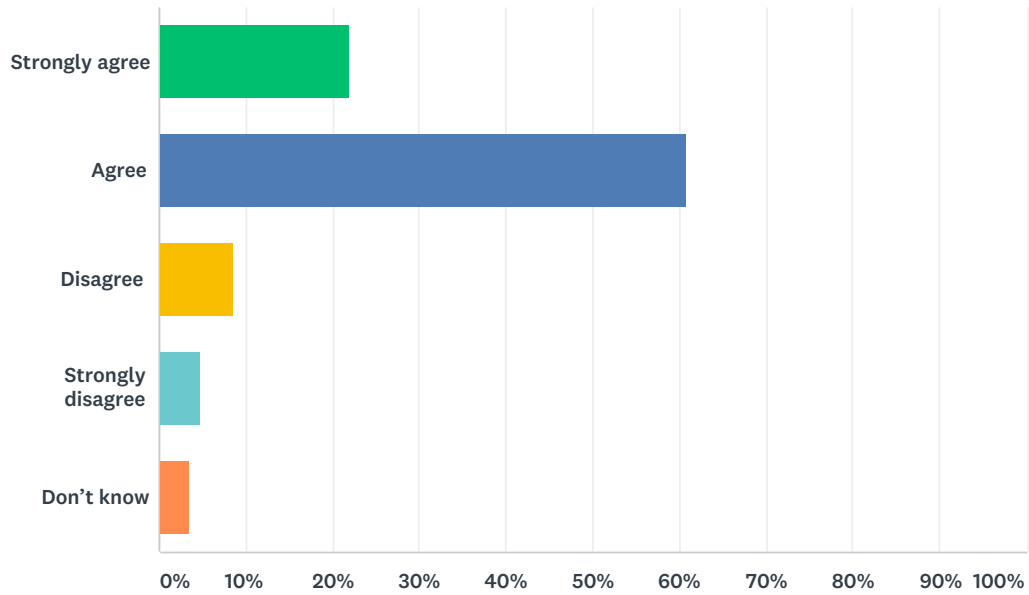
Answered: 82 Skipped: 8



ANSWER CHOICES	RESPONSES	
Strongly agree	23.17%	19
Agree	56.10%	46
Disagree	13.41%	11
Strongly disagree	7.32%	6
Don't know	0.00%	0
TOTAL		82

Q21 There is open and honest communication within my child's school.

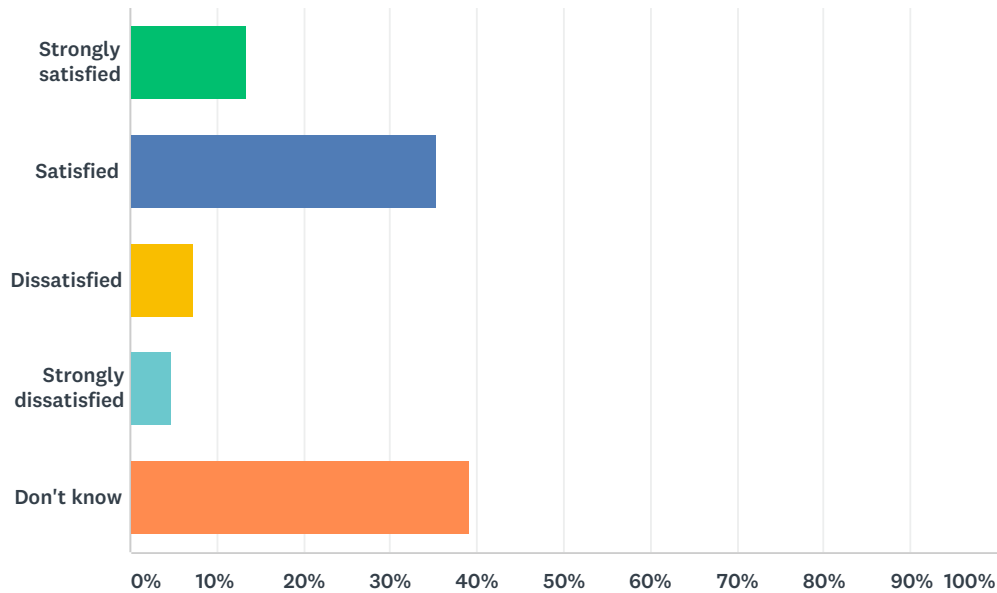
Answered: 82 Skipped: 8



ANSWER CHOICES	RESPONSES	
Strongly agree	21.95%	18
Agree	60.98%	50
Disagree	8.54%	7
Strongly disagree	4.88%	4
Don't know	3.66%	3
TOTAL		82

Q22 How satisfied are you with the community partnerships that may be established at your school? For example: Saffron, KEYS program, Green Certificate, lunch programs, after-school programs, RAP, Tools for School, Scratch Day, Entrepreneurial Adventure, scholarships/grants, etc.

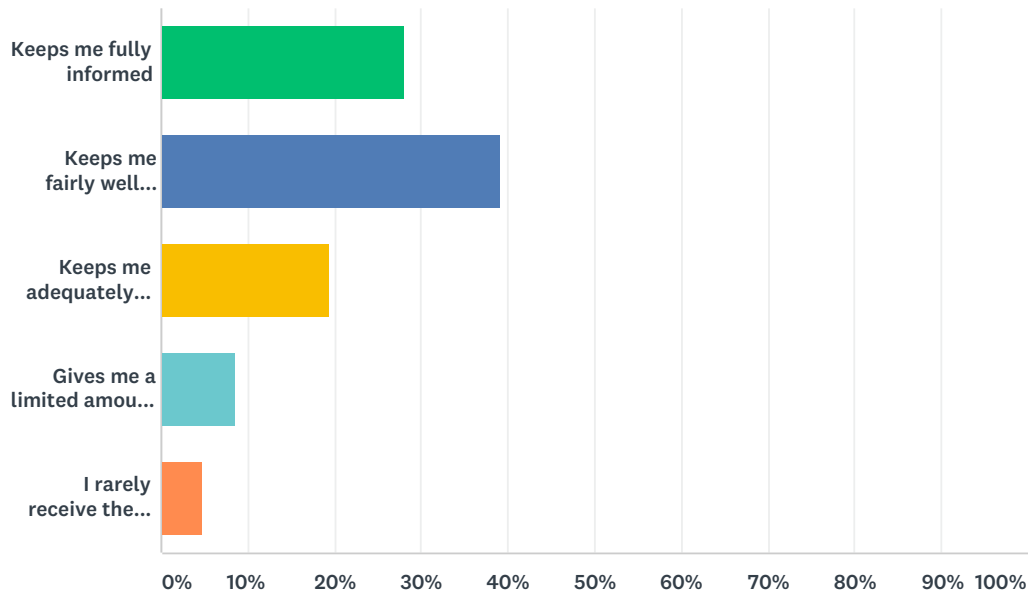
Answered: 82 Skipped: 8



ANSWER CHOICES	RESPONSES	
Strongly satisfied	13.41%	11
Satisfied	35.37%	29
Dissatisfied	7.32%	6
Strongly dissatisfied	4.88%	4
Don't know	39.02%	32
TOTAL		82

Q23 Elk Island Public Schools appreciates the opportunity to stay connected with parents about news, activities, programs and other matters of importance. What is your impression of the communication you receive from your child's school?

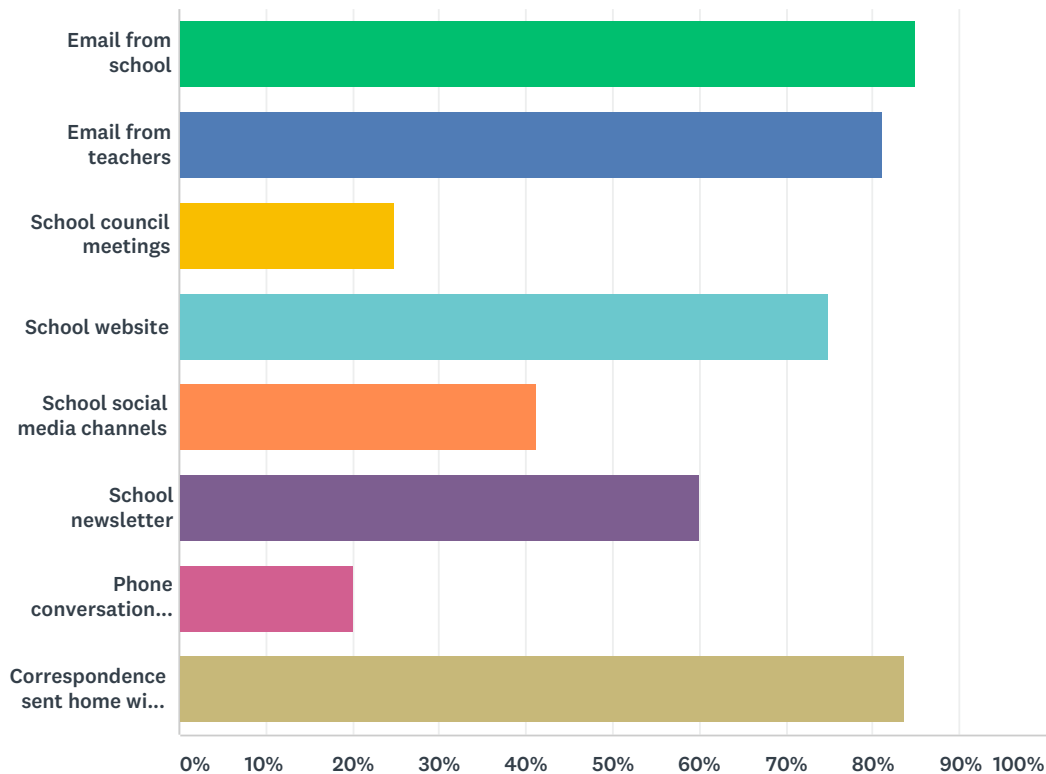
Answered: 82 Skipped: 8



ANSWER CHOICES	RESPONSES	
Keeps me fully informed	28.05%	23
Keeps me fairly well informed	39.02%	32
Keeps me adequately informed	19.51%	16
Gives me a limited amount of information	8.54%	7
I rarely receive the information I need	4.88%	4
TOTAL		82

Q24 Do you regularly make use of the following to keep up to date on school activities, programs, etc.? Check all that apply.

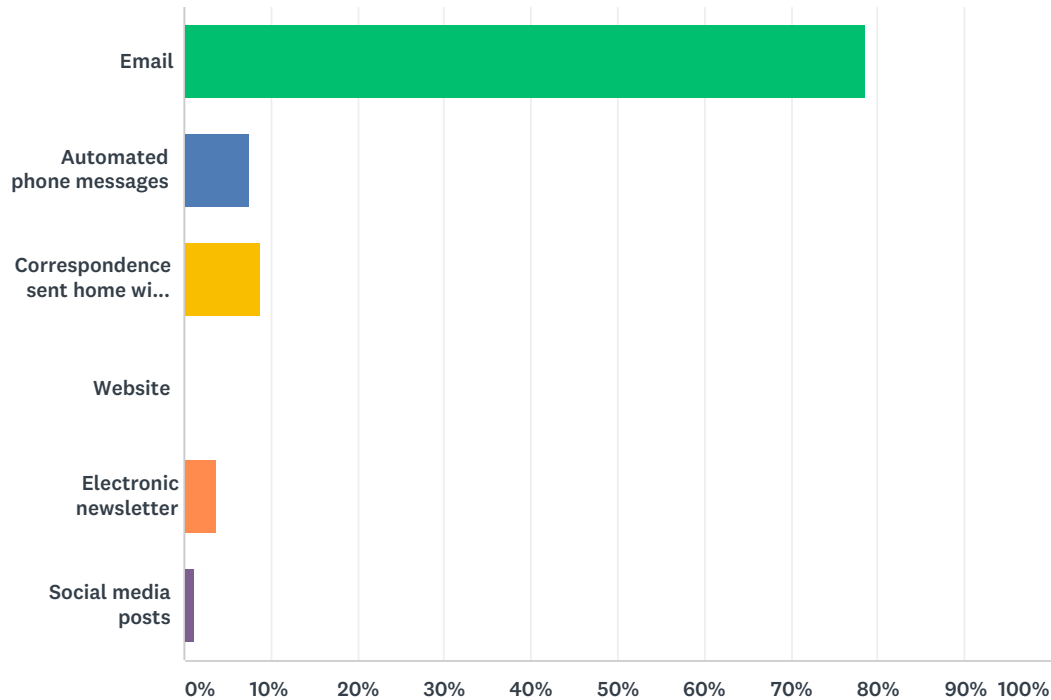
Answered: 80 Skipped: 10



ANSWER CHOICES	RESPONSES	
Email from school	85.00%	68
Email from teachers	81.25%	65
School council meetings	25.00%	20
School website	75.00%	60
School social media channels	41.25%	33
School newsletter	60.00%	48
Phone conversations with school and/or teachers	20.00%	16
Correspondence sent home with your child	83.75%	67
Total Respondents: 80		

Q25 What is your most preferred method of communication from the school and Division?

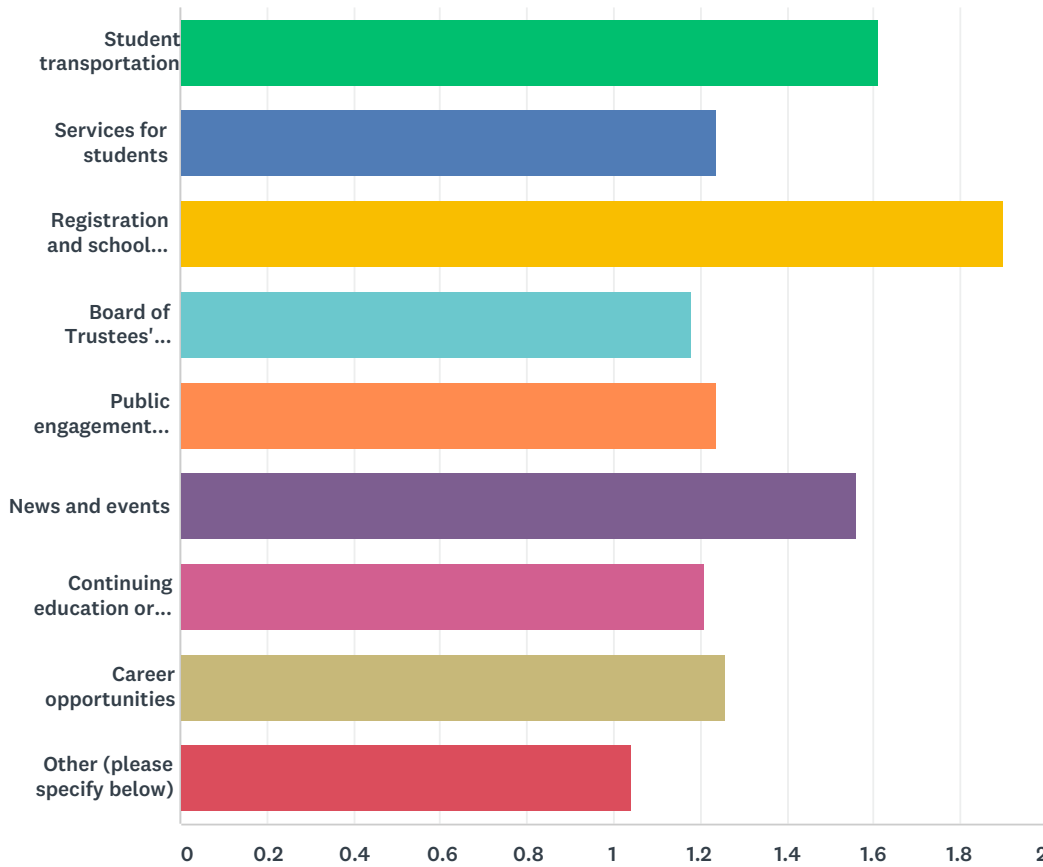
Answered: 80 Skipped: 10



ANSWER CHOICES	RESPONSES	
Email	78.75%	63
Automated phone messages	7.50%	6
Correspondence sent home with your child	8.75%	7
Website	0.00%	0
Electronic newsletter	3.75%	3
Social media posts	1.25%	1
TOTAL		80

Q26 Do you visit the Division website (www.eips.ca) for information on:

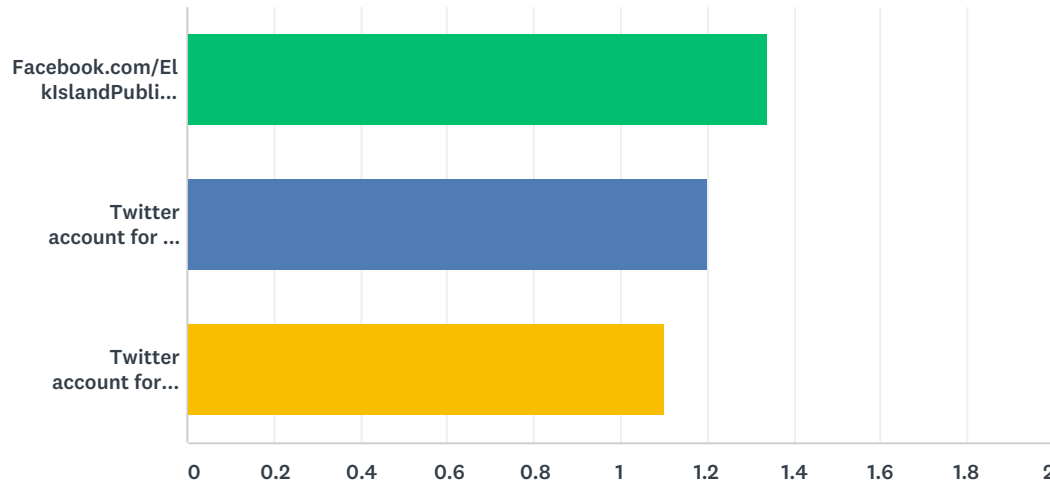
Answered: 80 Skipped: 10



	YES	NO	TOTAL	WEIGHTED AVERAGE
Student transportation	61.25% 49	38.75% 31	80	1.61
Services for students	23.75% 19	76.25% 61	80	1.24
Registration and school boundaries	90.00% 72	10.00% 8	80	1.90
Board of Trustees' meetings	17.50% 14	82.50% 66	80	1.18
Public engagement initiatives	23.75% 19	76.25% 61	80	1.24
News and events	56.25% 45	43.75% 35	80	1.56
Continuing education or summer courses	21.25% 17	78.75% 63	80	1.21
Career opportunities	26.25% 21	73.75% 59	80	1.26
Other (please specify below)	3.75% 3	96.25% 77	80	1.04

Q27 Elk Island Public Schools shares news and information on its social media channels. Do you follow:

Answered: 80 Skipped: 10



	YES	NO	TOTAL	WEIGHTED AVERAGE
Facebook.com/ElkIslandPublicSchools	33.75% 27	66.25% 53	80	1.34
Twitter account for the Division (@eips)	20.00% 16	80.00% 64	80	1.20
Twitter account for EIPS Student Transportation (@eipsST)	10.00% 8	90.00% 72	80	1.10