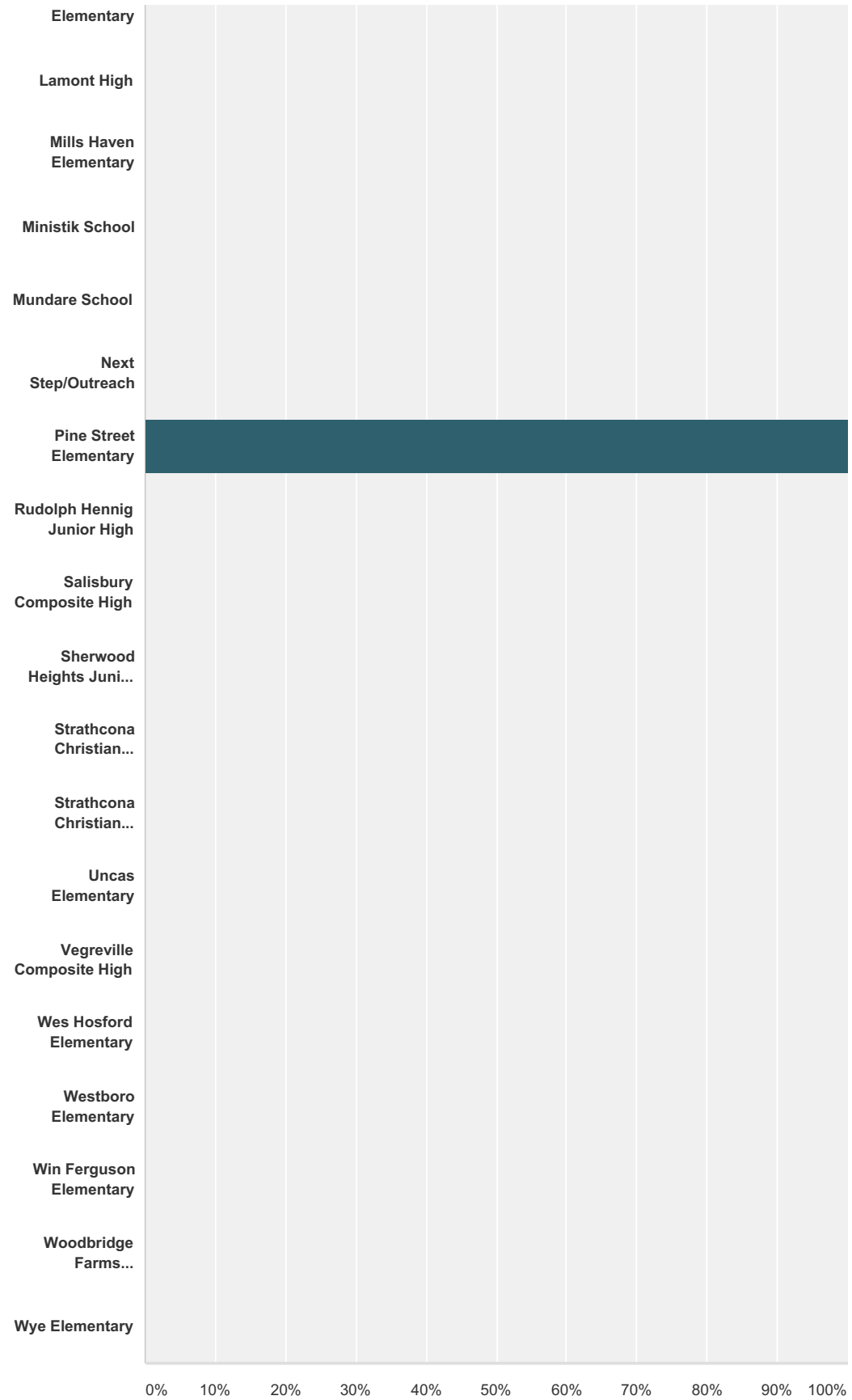


### Q1 Please indicate the school your child attends.

Answered: 107 Skipped: 0

|                            |  |  |  |  |  |  |  |  |  |  |
|----------------------------|--|--|--|--|--|--|--|--|--|--|
| A.L. Horton Elementary     |  |  |  |  |  |  |  |  |  |  |
| Andrew School              |  |  |  |  |  |  |  |  |  |  |
| École Élémentaire...       |  |  |  |  |  |  |  |  |  |  |
| Ardrossan Junior Senio...  |  |  |  |  |  |  |  |  |  |  |
| Bev Facey Community High   |  |  |  |  |  |  |  |  |  |  |
| Brentwood Elementary       |  |  |  |  |  |  |  |  |  |  |
| Bruderheim School          |  |  |  |  |  |  |  |  |  |  |
| Clover Bar Junior High     |  |  |  |  |  |  |  |  |  |  |
| École Campbelltown         |  |  |  |  |  |  |  |  |  |  |
| École Parc Élémentaire     |  |  |  |  |  |  |  |  |  |  |
| F.R. Haythorne Junior High |  |  |  |  |  |  |  |  |  |  |
| Fort Saskatchewan...       |  |  |  |  |  |  |  |  |  |  |
| Fort Saskatchewan...       |  |  |  |  |  |  |  |  |  |  |
| Fort Saskatchewan...       |  |  |  |  |  |  |  |  |  |  |
| Fultonvale Elementary...   |  |  |  |  |  |  |  |  |  |  |
| Glen Allan Elementary      |  |  |  |  |  |  |  |  |  |  |
| James Mowat Elementary     |  |  |  |  |  |  |  |  |  |  |
| Lakeland Ridge             |  |  |  |  |  |  |  |  |  |  |
| Lamont                     |  |  |  |  |  |  |  |  |  |  |

# EIPS Parent Survey 2016-2017



| Answer Choices | Responses |
|----------------|-----------|
|----------------|-----------|

## EIPS Parent Survey 2016-2017

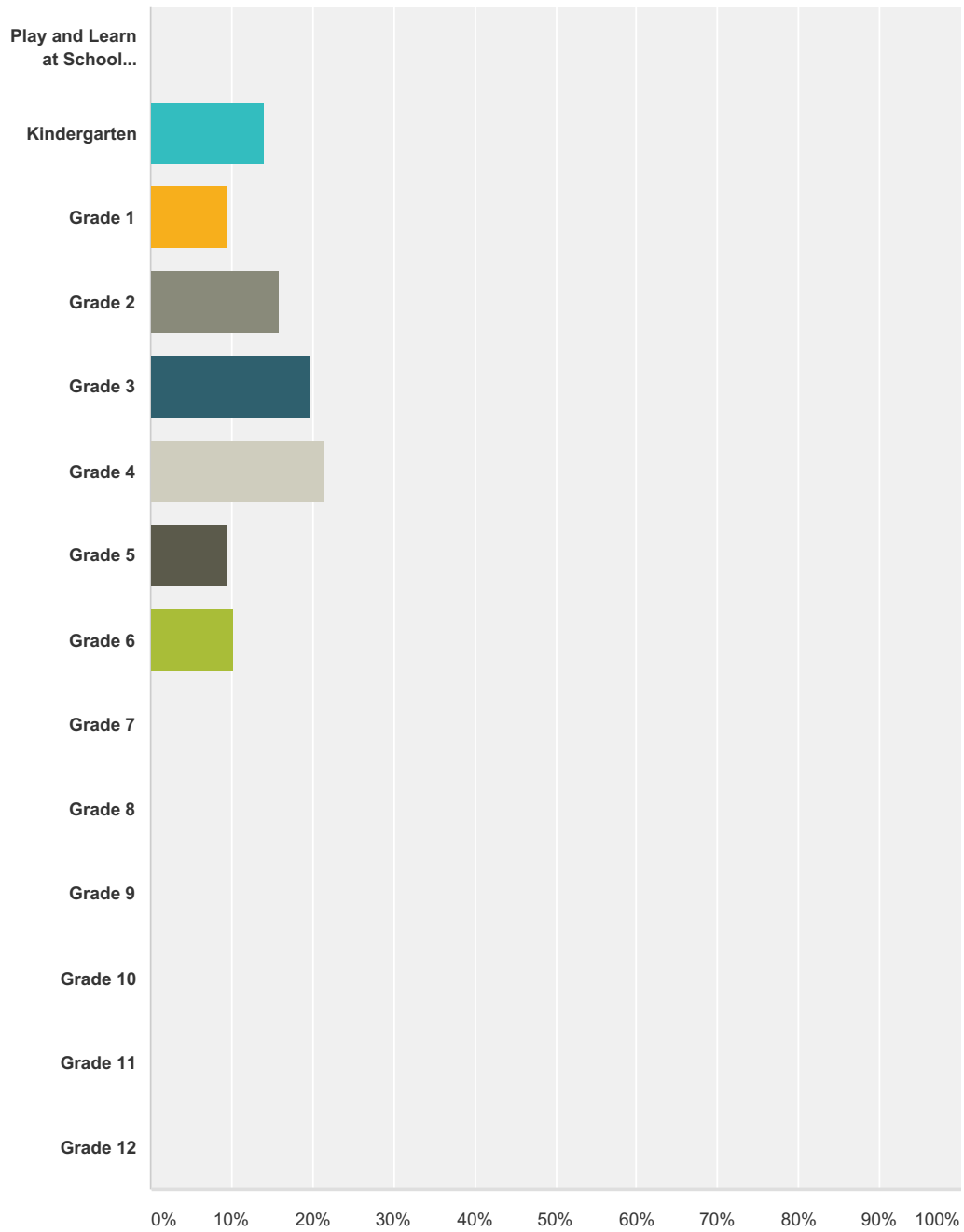
|   |         |     |
|---|---------|-----|
| A.L. Horton Elementary                  | 0.00%   | 0   |
| Andrew School                           | 0.00%   | 0   |
| École Élémentaire Ardrossan Elementary  | 0.00%   | 0   |
| Ardrossan Junior Senior High            | 0.00%   | 0   |
| Bev Facey Community High                | 0.00%   | 0   |
| Brentwood Elementary                    | 0.00%   | 0   |
| Bruderheim School                       | 0.00%   | 0   |
| Clover Bar Junior High                  | 0.00%   | 0   |
| École Campbelltown                      | 0.00%   | 0   |
| École Parc Élémentaire                  | 0.00%   | 0   |
| F.R. Haythorne Junior High              | 0.00%   | 0   |
| Fort Saskatchewan Christian             | 0.00%   | 0   |
| Fort Saskatchewan Elementary            | 0.00%   | 0   |
| Fort Saskatchewan Senior High           | 0.00%   | 0   |
| Fultonvale Elementary Junior High       | 0.00%   | 0   |
| Glen Allan Elementary                   | 0.00%   | 0   |
| James Mowat Elementary                  | 0.00%   | 0   |
| Lakeland Ridge                          | 0.00%   | 0   |
| Lamont Elementary                       | 0.00%   | 0   |
| Lamont High                             | 0.00%   | 0   |
| Mills Haven Elementary                  | 0.00%   | 0   |
| Ministik School                         | 0.00%   | 0   |
| Mundare School                          | 0.00%   | 0   |
| Next Step/Outreach                      | 0.00%   | 0   |
| Pine Street Elementary                  | 100.00% | 107 |
| Rudolph Hennig Junior High              | 0.00%   | 0   |
| Salisbury Composite High                | 0.00%   | 0   |
| Sherwood Heights Junior High            | 0.00%   | 0   |
| Strathcona Christian Academy Elementary | 0.00%   | 0   |
| Strathcona Christian Academy Secondary  | 0.00%   | 0   |
| Uncas Elementary                        | 0.00%   | 0   |
| Vegreville Composite High               | 0.00%   | 0   |
| Wes Hosford Elementary                  | 0.00%   | 0   |
| Westboro Elementary                     | 0.00%   | 0   |

## EIPS Parent Survey 2016-2017

|                             |       |            |
|-----------------------------|-------|------------|
| Win Ferguson Elementary     | 0.00% | 0          |
| Woodbridge Farms Elementary | 0.00% | 0          |
| Wye Elementary              | 0.00% | 0          |
| <b>Total</b>                |       | <b>107</b> |

## Q2 Please indicate your child's grade.

Answered: 107 Skipped: 0



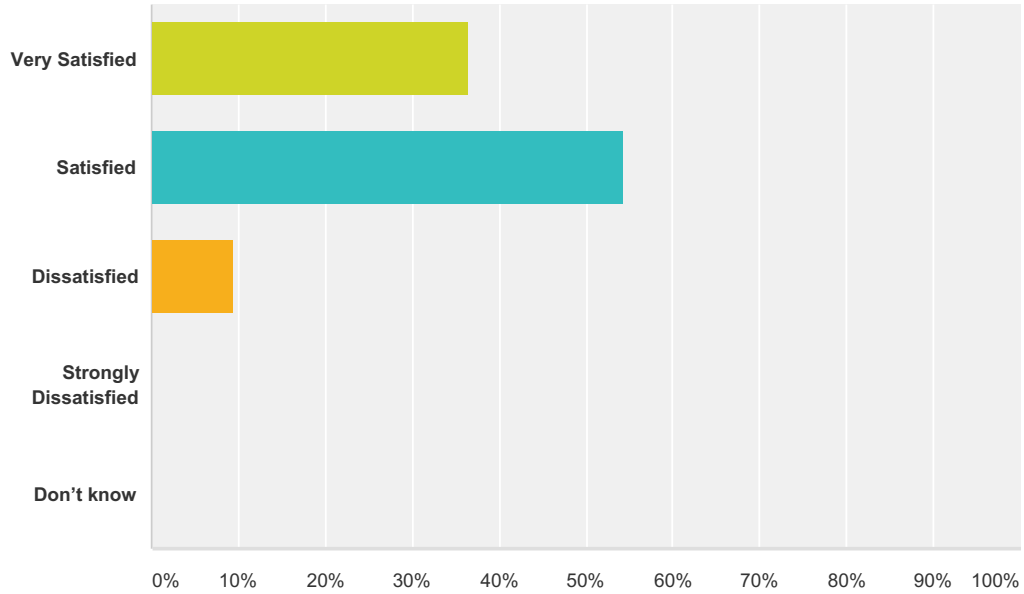
| Answer Choices                  | Responses |
|---------------------------------|-----------|
| Play and Learn at School (PALS) | 0.00% 0   |
| Kindergarten                    | 14.02% 15 |
| Grade 1                         | 9.35% 10  |
| Grade 2                         | 15.89% 17 |
| Grade 3                         | 19.63% 21 |

## EIPS Parent Survey 2016-2017

|              |        |            |
|--------------|--------|------------|
| Grade 4      | 21.50% | 23         |
| Grade 5      | 9.35%  | 10         |
| Grade 6      | 10.28% | 11         |
| Grade 7      | 0.00%  | 0          |
| Grade 8      | 0.00%  | 0          |
| Grade 9      | 0.00%  | 0          |
| Grade 10     | 0.00%  | 0          |
| Grade 11     | 0.00%  | 0          |
| Grade 12     | 0.00%  | 0          |
| <b>Total</b> |        | <b>107</b> |

**Q3 How satisfied are you with the quality of education that your child is receiving at his/her school?**

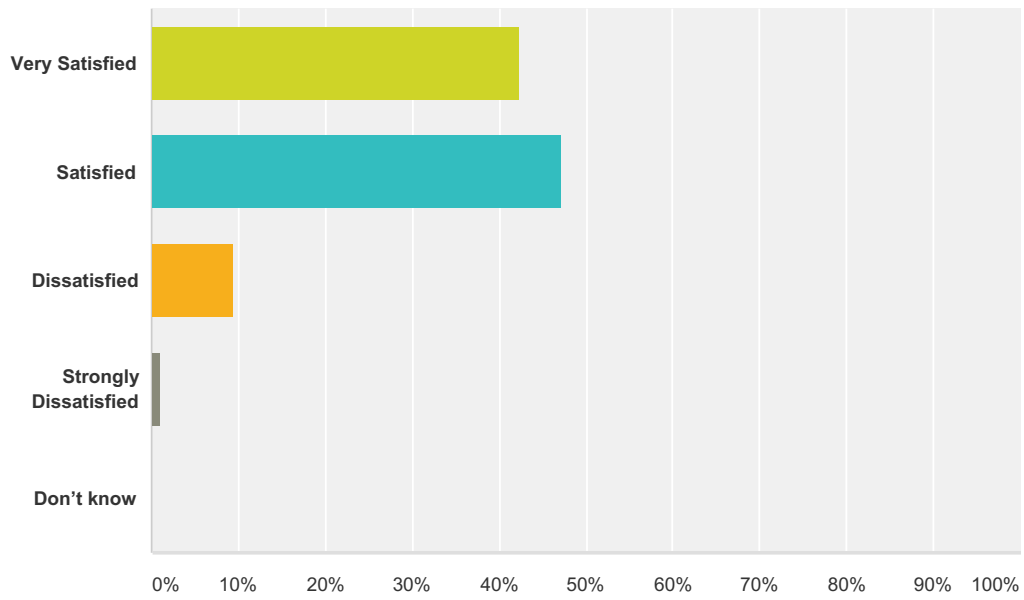
Answered: 107 Skipped: 0



| Answer Choices        | Responses |            |
|-----------------------|-----------|------------|
| Very Satisfied        | 36.45%    | 39         |
| Satisfied             | 54.21%    | 58         |
| Dissatisfied          | 9.35%     | 10         |
| Strongly Dissatisfied | 0.00%     | 0          |
| Don't know            | 0.00%     | 0          |
| <b>Total</b>          |           | <b>107</b> |

### Q4 How satisfied are you with the quality of teaching at your child's school?

Answered: 106 Skipped: 1

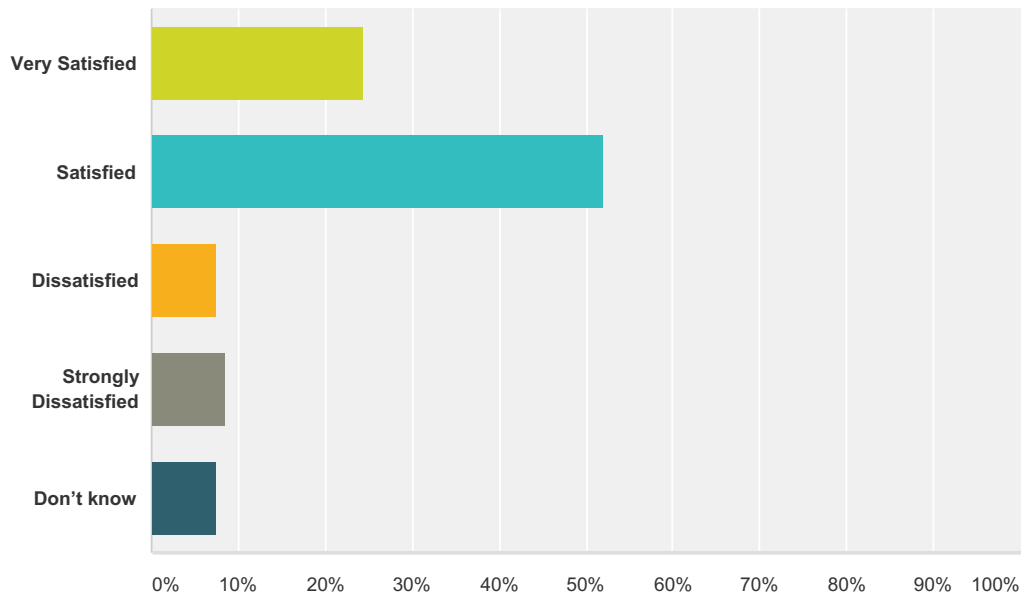


| Answer Choices        | Responses | Count      |
|-----------------------|-----------|------------|
| Very Satisfied        | 42.45%    | 45         |
| Satisfied             | 47.17%    | 50         |
| Dissatisfied          | 9.43%     | 10         |
| Strongly Dissatisfied | 0.94%     | 1          |
| Don't know            | 0.00%     | 0          |
| <b>Total</b>          |           | <b>106</b> |



### Q5 How satisfied are you with the leadership in your child's school?

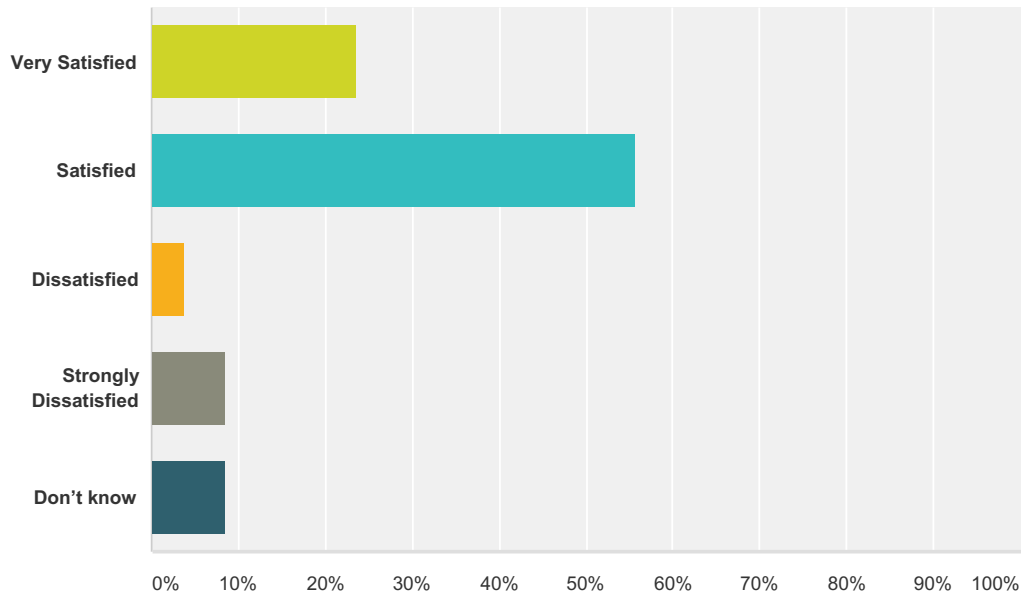
Answered: 106 Skipped: 1



| Answer Choices        | Responses  |
|-----------------------|------------|
| Very Satisfied        | 24.53% 26  |
| Satisfied             | 51.89% 55  |
| Dissatisfied          | 7.55% 8    |
| Strongly Dissatisfied | 8.49% 9    |
| Don't know            | 7.55% 8    |
| <b>Total</b>          | <b>106</b> |

### Q6 How satisfied are you with the opportunity to be involved in decisions at your child's school?

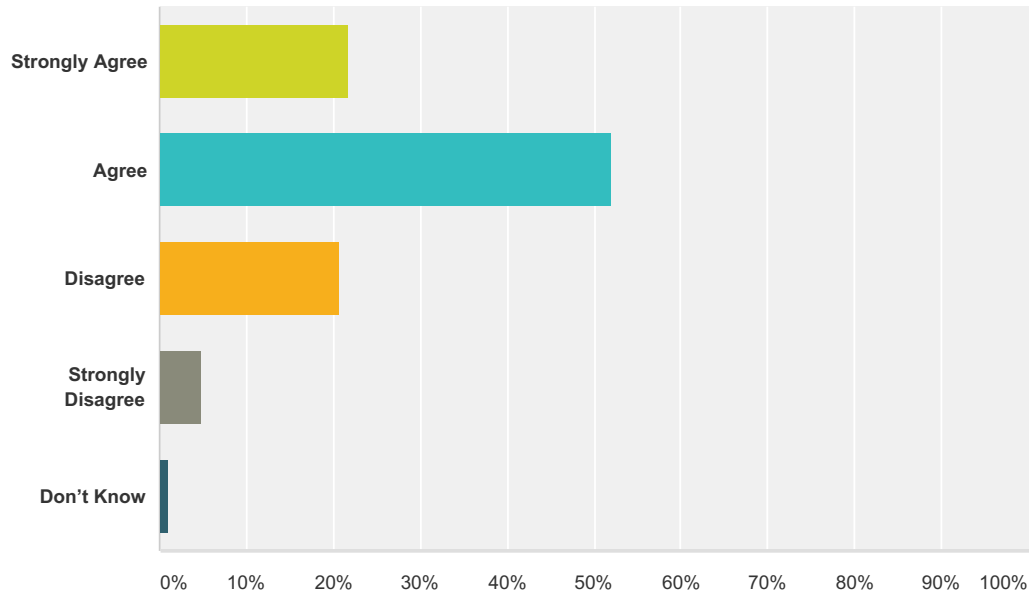
Answered: 106 Skipped: 1



| Answer Choices        | Responses |            |
|-----------------------|-----------|------------|
| Very Satisfied        | 23.58%    | 25         |
| Satisfied             | 55.66%    | 59         |
| Dissatisfied          | 3.77%     | 4          |
| Strongly Dissatisfied | 8.49%     | 9          |
| Don't know            | 8.49%     | 9          |
| <b>Total</b>          |           | <b>106</b> |

### Q7 My child's individual needs are met.

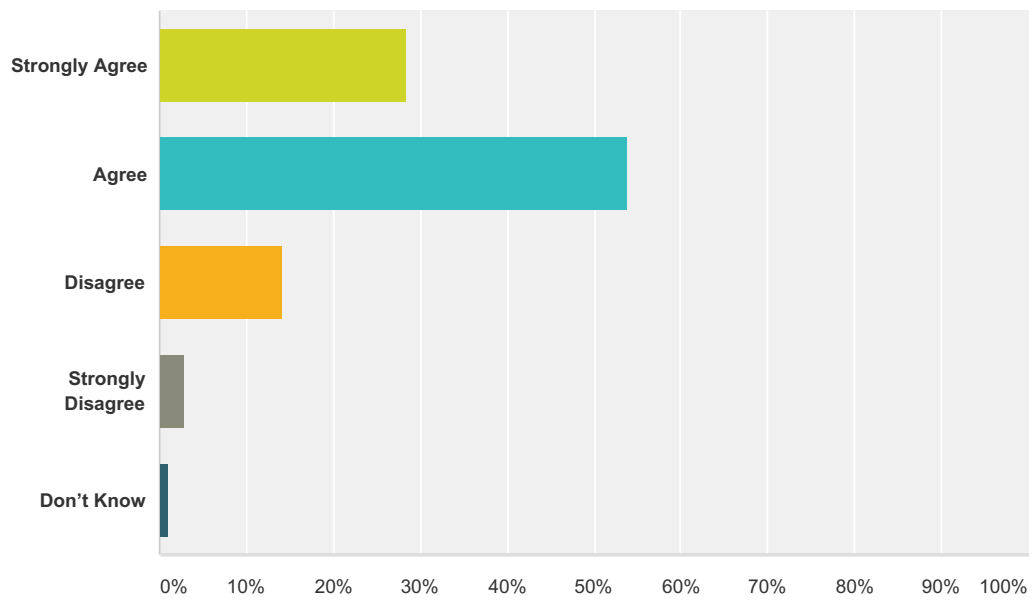
Answered: 106 Skipped: 1



| Answer Choices    | Responses |            |
|-------------------|-----------|------------|
| Strongly Agree    | 21.70%    | 23         |
| Agree             | 51.89%    | 55         |
| Disagree          | 20.75%    | 22         |
| Strongly Disagree | 4.72%     | 5          |
| Don't Know        | 0.94%     | 1          |
| <b>Total</b>      |           | <b>106</b> |

**Q8 The school keeps me informed about my child's progress and achievement.**

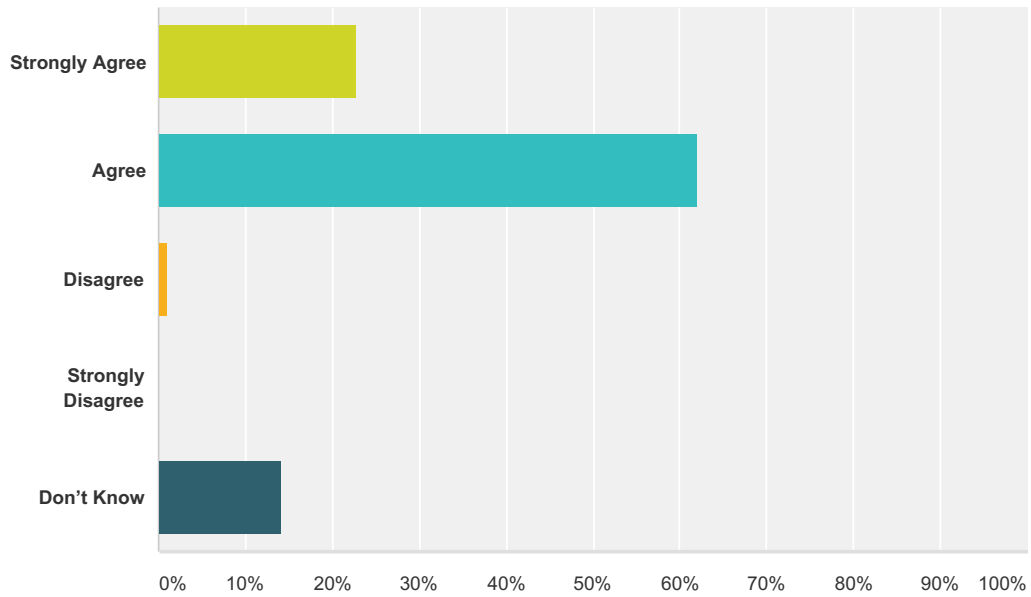
Answered: 106 Skipped: 1



| Answer Choices    | Responses |            |
|-------------------|-----------|------------|
| Strongly Agree    | 28.30%    | 30         |
| Agree             | 53.77%    | 57         |
| Disagree          | 14.15%    | 15         |
| Strongly Disagree | 2.83%     | 3          |
| Don't Know        | 0.94%     | 1          |
| <b>Total</b>      |           | <b>106</b> |

**Q9 The rights and responsibilities of citizenship are reinforced in my child's school.**

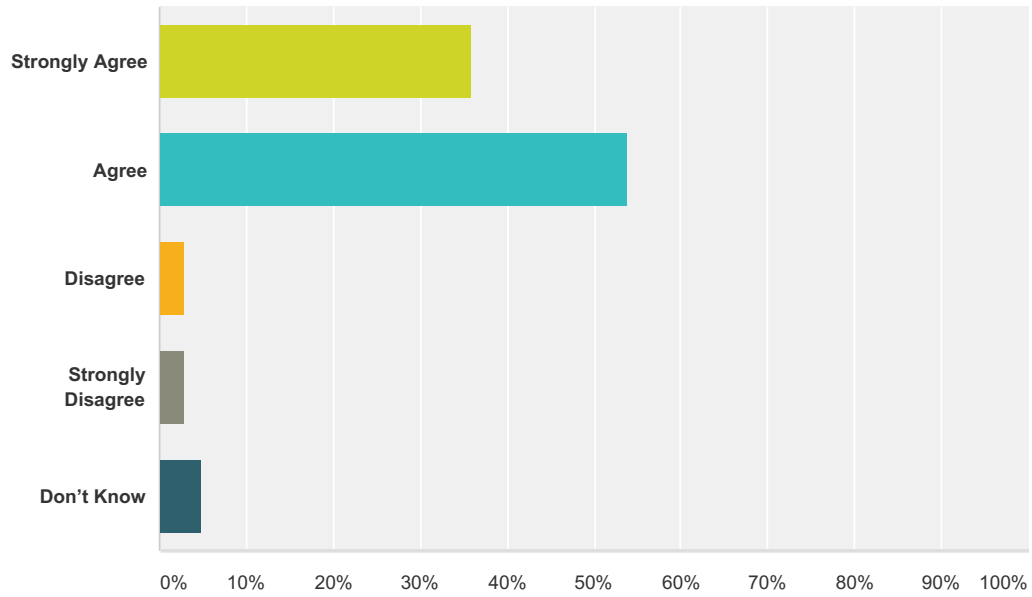
Answered: 105 Skipped: 2



| Answer Choices    | Responses |            |
|-------------------|-----------|------------|
| Strongly Agree    | 22.86%    | 24         |
| Agree             | 61.90%    | 65         |
| Disagree          | 0.95%     | 1          |
| Strongly Disagree | 0.00%     | 0          |
| Don't Know        | 14.29%    | 15         |
| <b>Total</b>      |           | <b>105</b> |

### Q10 The school staff care about my child.

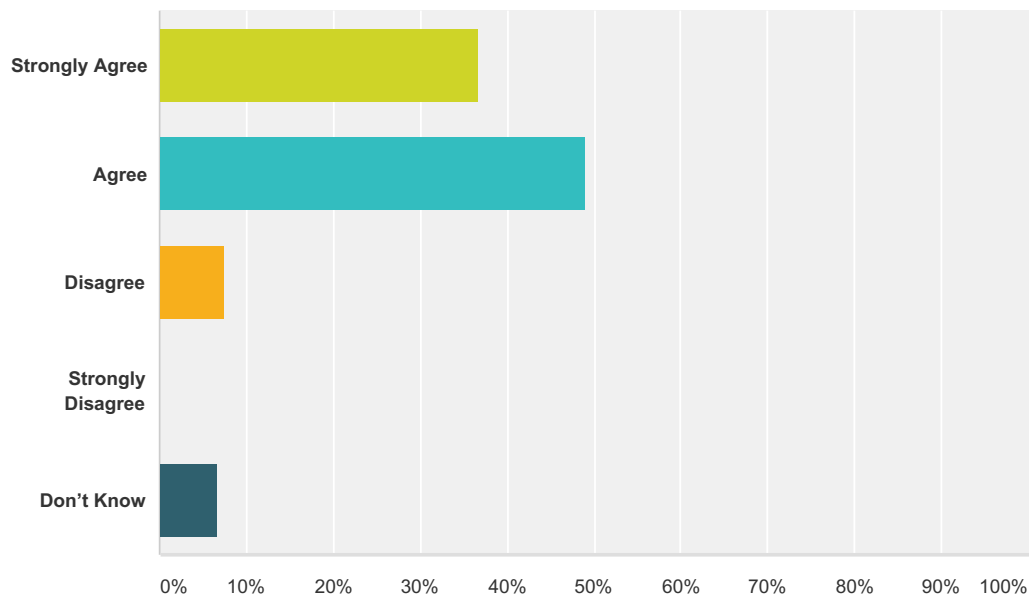
Answered: 106 Skipped: 1



| Answer Choices    | Responses |            |
|-------------------|-----------|------------|
| Strongly Agree    | 35.85%    | 38         |
| Agree             | 53.77%    | 57         |
| Disagree          | 2.83%     | 3          |
| Strongly Disagree | 2.83%     | 3          |
| Don't Know        | 4.72%     | 5          |
| <b>Total</b>      |           | <b>106</b> |

### Q11 My child is encouraged at school to do his or her best.

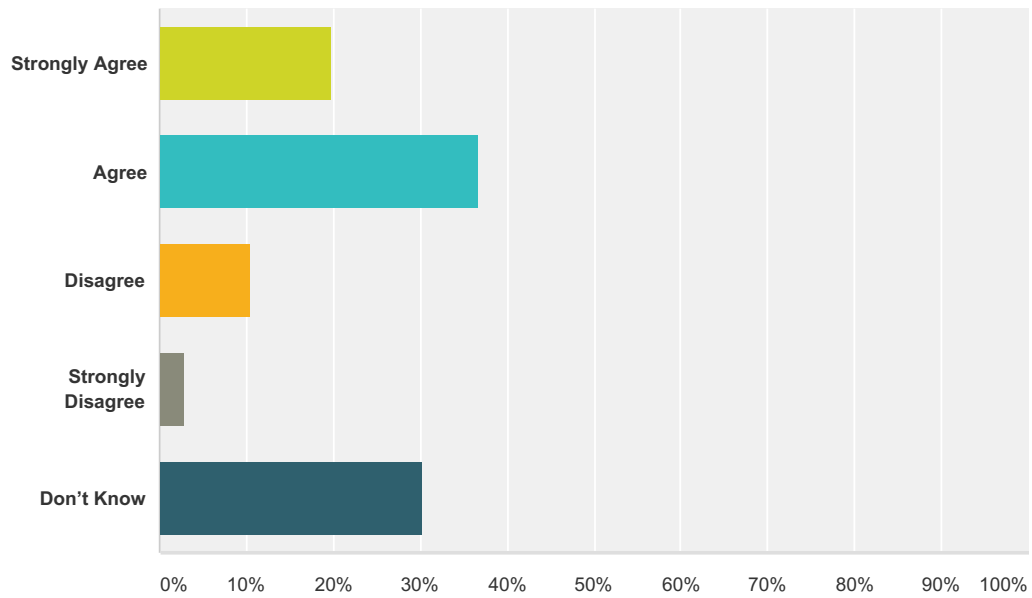
Answered: 106 Skipped: 1



| Answer Choices    | Responses | Count      |
|-------------------|-----------|------------|
| Strongly Agree    | 36.79%    | 39         |
| Agree             | 49.06%    | 52         |
| Disagree          | 7.55%     | 8          |
| Strongly Disagree | 0.00%     | 0          |
| Don't Know        | 6.60%     | 7          |
| <b>Total</b>      |           | <b>106</b> |

### Q12 Discipline is handled in a fair and reasonable manner in my child's school.

Answered: 106 Skipped: 1

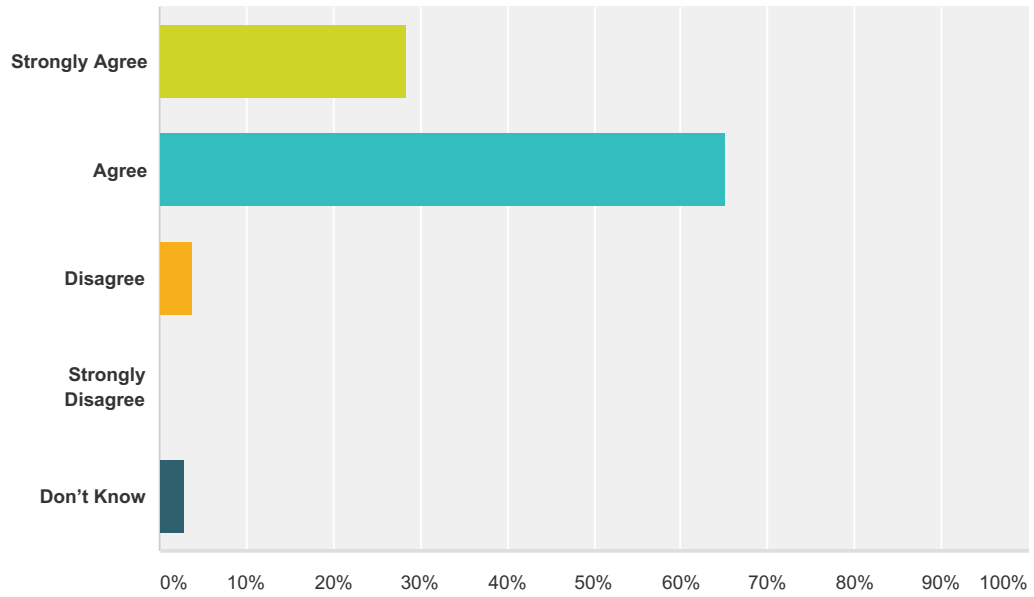


| Answer Choices    | Responses | Count      |
|-------------------|-----------|------------|
| Strongly Agree    | 19.81%    | 21         |
| Agree             | 36.79%    | 39         |
| Disagree          | 10.38%    | 11         |
| Strongly Disagree | 2.83%     | 3          |
| Don't Know        | 30.19%    | 32         |
| <b>Total</b>      |           | <b>106</b> |



### Q13 My child's school is safe.

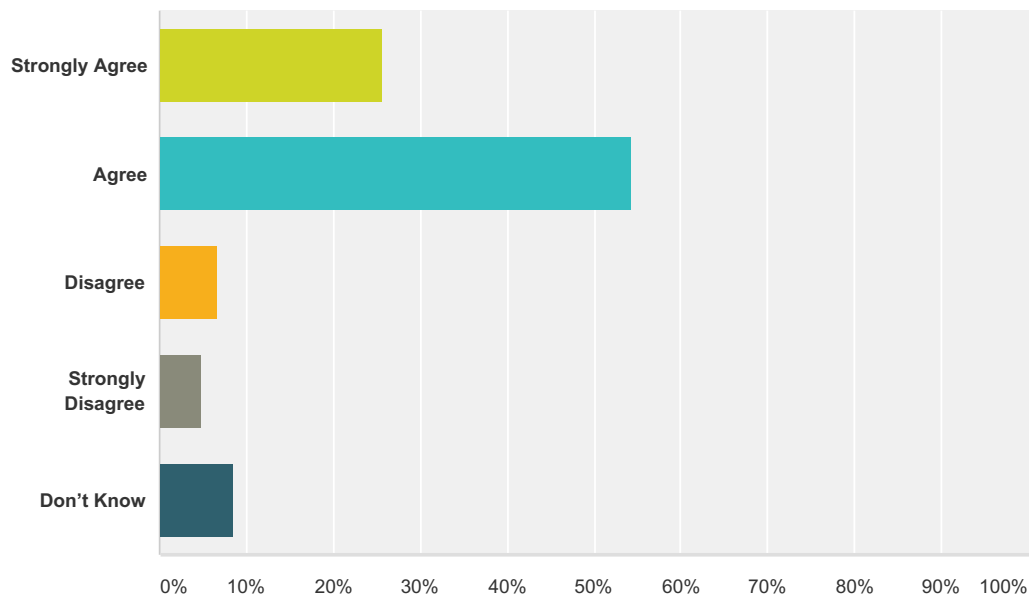
Answered: 106 Skipped: 1



| Answer Choices    | Responses |            |
|-------------------|-----------|------------|
| Strongly Agree    | 28.30%    | 30         |
| Agree             | 65.09%    | 69         |
| Disagree          | 3.77%     | 4          |
| Strongly Disagree | 0.00%     | 0          |
| Don't Know        | 2.83%     | 3          |
| <b>Total</b>      |           | <b>106</b> |

### Q14 There is open and honest communication within my child's school.

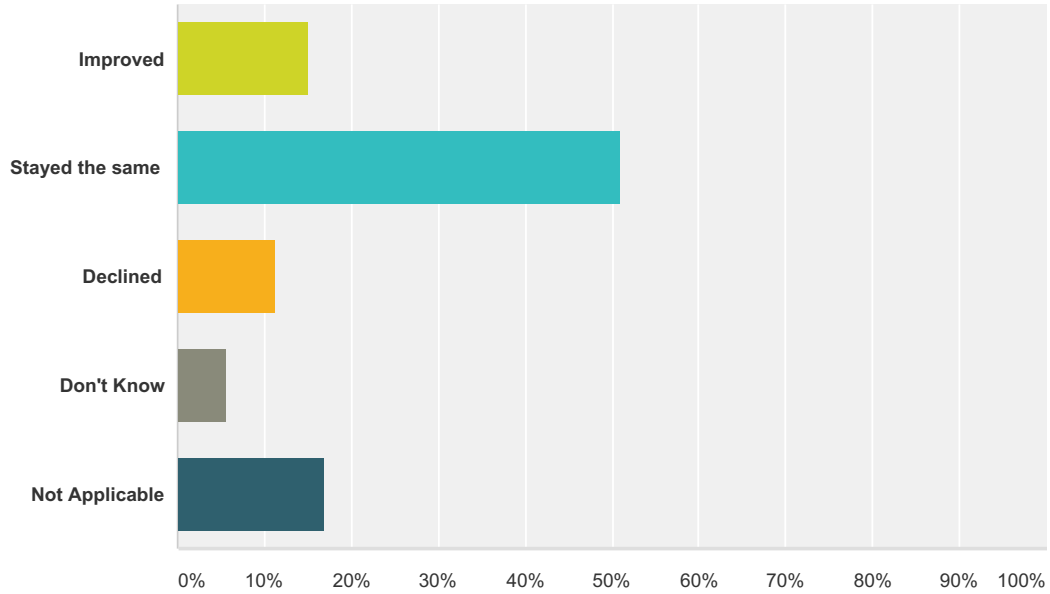
Answered: 105 Skipped: 2



| Answer Choices    | Responses  |
|-------------------|------------|
| Strongly Agree    | 25.71% 27  |
| Agree             | 54.29% 57  |
| Disagree          | 6.67% 7    |
| Strongly Disagree | 4.76% 5    |
| Don't Know        | 8.57% 9    |
| <b>Total</b>      | <b>105</b> |

**Q15 In your opinion, has the quality of education that your child experienced at school improved, stayed the same, or declined in the past three years?**

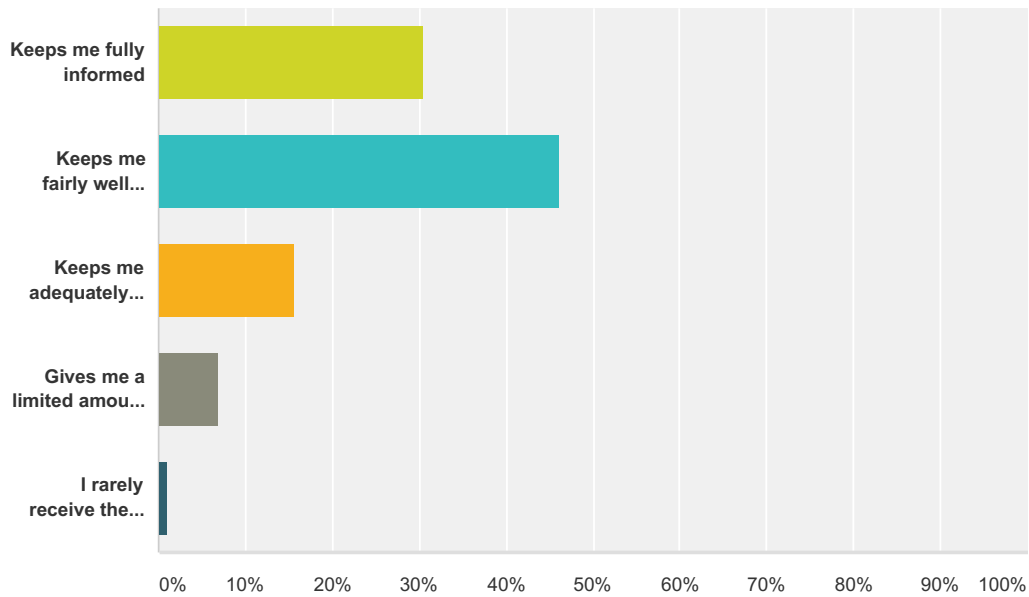
Answered: 106 Skipped: 1



| Answer Choices  | Responses |            |
|-----------------|-----------|------------|
| Improved        | 15.09%    | 16         |
| Stayed the same | 50.94%    | 54         |
| Declined        | 11.32%    | 12         |
| Don't Know      | 5.66%     | 6          |
| Not Applicable  | 16.98%    | 18         |
| <b>Total</b>    |           | <b>106</b> |

**Q16 Elk Island Public Schools appreciates the opportunity to stay connected with parents about news, activities, programs and other matters of importance. What is your impression of the communications you receive from your school?**

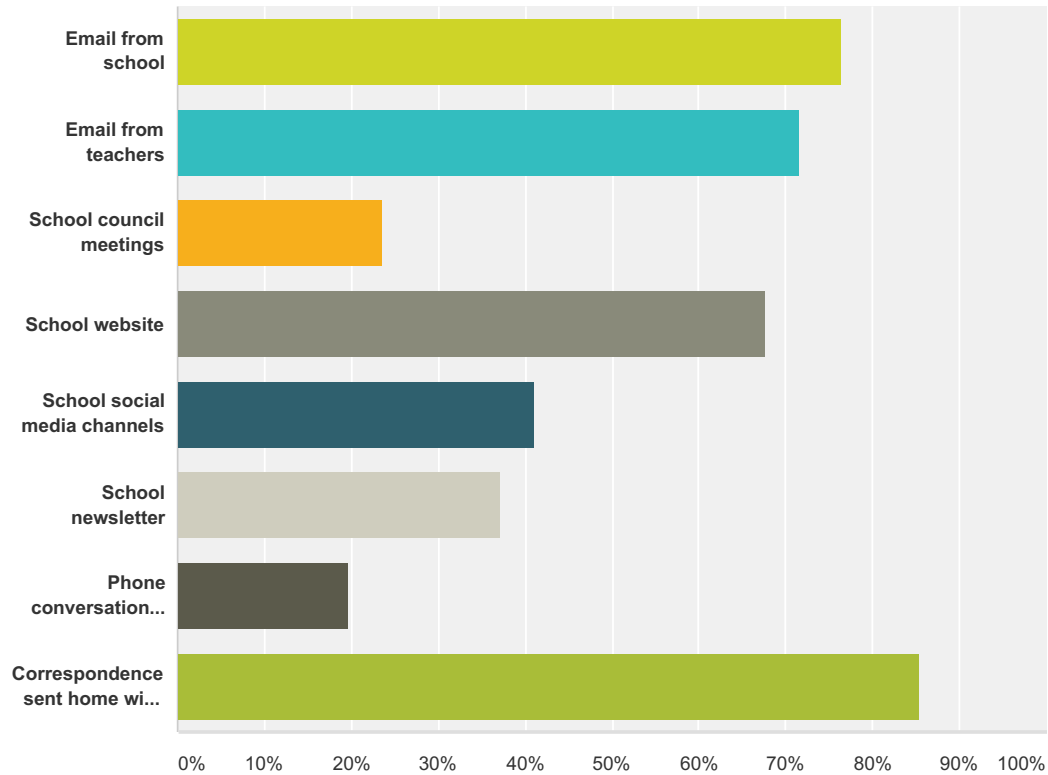
Answered: 102 Skipped: 5



| Answer Choices                           | Responses  |
|--|------------|
| Keeps me fully informed                  | 30.39% 31  |
| Keeps me fairly well informed            | 46.08% 47  |
| Keeps me adequately informed             | 15.69% 16  |
| Gives me a limited amount of information | 6.86% 7    |
| I rarely receive the information I need  | 0.98% 1    |
| <b>Total</b>                             | <b>102</b> |

**Q17 Do you regularly make use of the following to keep up to date on school activities, programs, etc.? Check all that apply.**

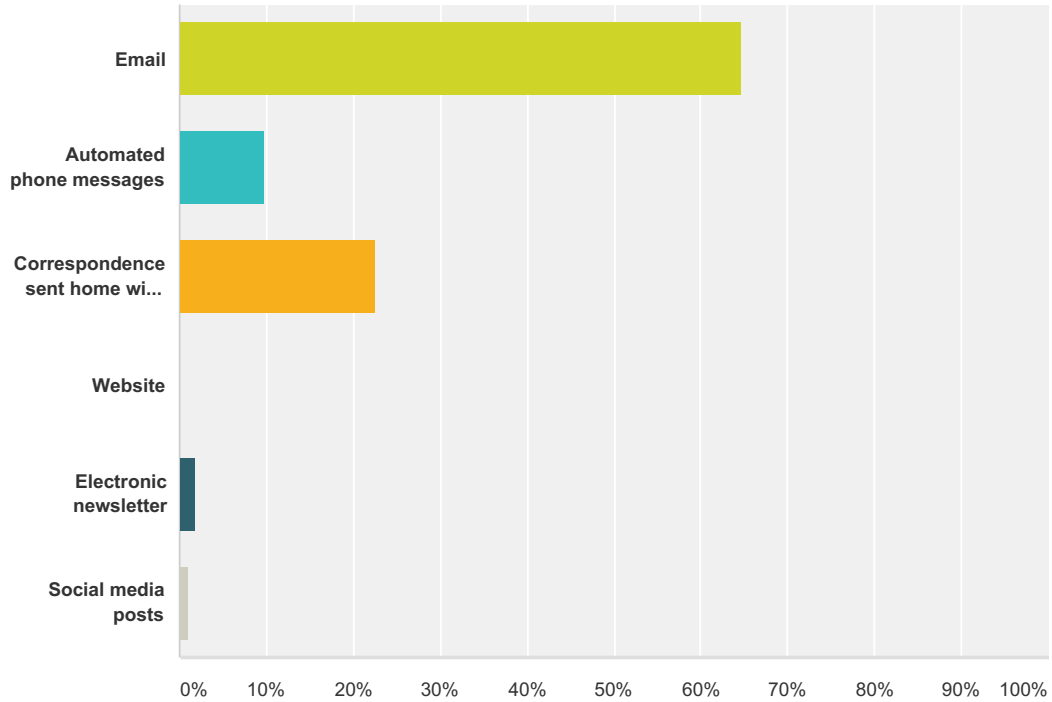
Answered: 102 Skipped: 5



| Answer Choices                                  | Responses |
|---|-----------|
| Email from school                               | 76.47% 78 |
| Email from teachers                             | 71.57% 73 |
| School council meetings                         | 23.53% 24 |
| School website                                  | 67.65% 69 |
| School social media channels                    | 41.18% 42 |
| School newsletter                               | 37.25% 38 |
| Phone conversations with school and/or teachers | 19.61% 20 |
| Correspondence sent home with your child        | 85.29% 87 |
| <b>Total Respondents: 102</b>                   |           |

### Q18 What is your most preferred method of communications from the school and Division?

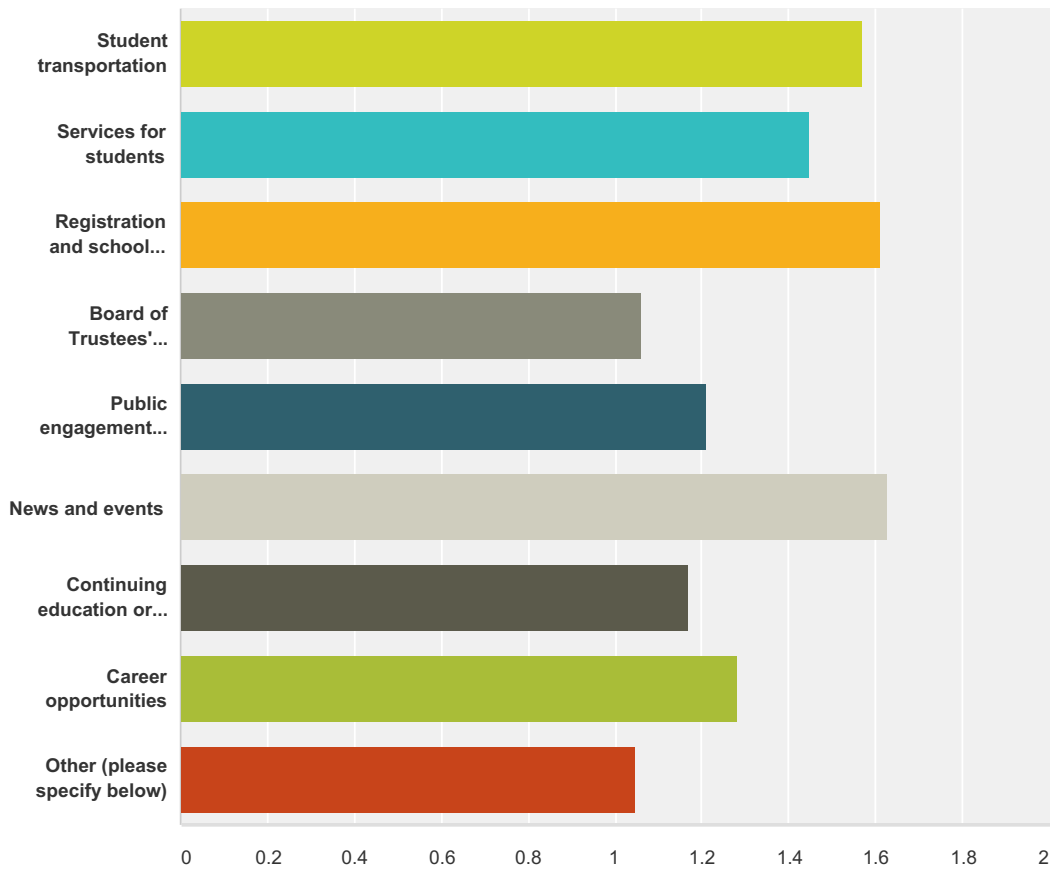
Answered: 102 Skipped: 5



| Answer Choices                           | Responses  |
|--|------------|
| Email                                    | 64.71% 66  |
| Automated phone messages                 | 9.80% 10   |
| Correspondence sent home with your child | 22.55% 23  |
| Website                                  | 0.00% 0    |
| Electronic newsletter                    | 1.96% 2    |
| Social media posts                       | 0.98% 1    |
| <b>Total</b>                             | <b>102</b> |

**Q19 Do you visit the Division website (www.eips.ca) for information on:**

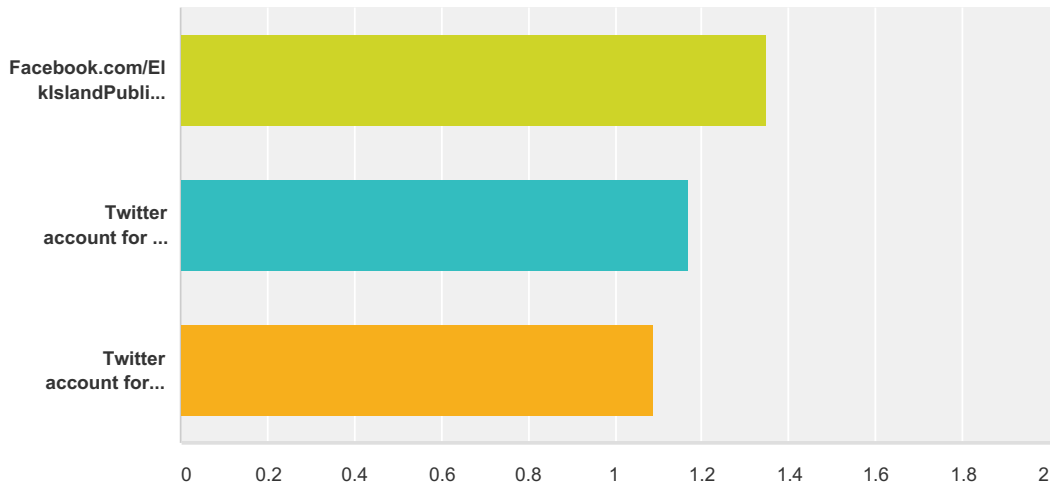
Answered: 102 Skipped: 5



|  | Yes          | No           | Total | Weighted Average |
|--|--------------|--------------|-------|------------------|
| Student transportation                 | 56.86%<br>58 | 43.14%<br>44 | 102   | 1.57             |
| Services for students                  | 45.00%<br>45 | 55.00%<br>55 | 100   | 1.45             |
| Registration and school boundaries     | 61.00%<br>61 | 39.00%<br>39 | 100   | 1.61             |
| Board of Trustees' meetings            | 6.12%<br>6   | 93.88%<br>92 | 98    | 1.06             |
| Public engagement initiatives          | 21.43%<br>21 | 78.57%<br>77 | 98    | 1.21             |
| News and events                        | 63.00%<br>63 | 37.00%<br>37 | 100   | 1.63             |
| Continuing education or summer courses | 17.17%<br>17 | 82.83%<br>82 | 99    | 1.17             |
| Career opportunities                   | 27.72%<br>28 | 72.28%<br>73 | 101   | 1.28             |
| Other (please specify below)           | 5.41%<br>4   | 94.59%<br>70 | 74    | 1.05             |

**Q20 Elk Island Public Schools shares news and information on its social media channels. Do you follow:**

Answered: 102 Skipped: 5



|   | Yes                 | No                  | Total | Weighted Average |
|---|---------------------|---------------------|-------|------------------|
| Facebook.com/ElkIslandPublicSchools                       | <b>35.29%</b><br>36 | <b>64.71%</b><br>66 | 102   | 1.35             |
| Twitter account for the Division (@eips)                  | <b>16.67%</b><br>17 | <b>83.33%</b><br>85 | 102   | 1.17             |
| Twitter account for EIPS Student Transportation (@eipsST) | <b>8.91%</b><br>9   | <b>91.09%</b><br>92 | 101   | 1.09             |