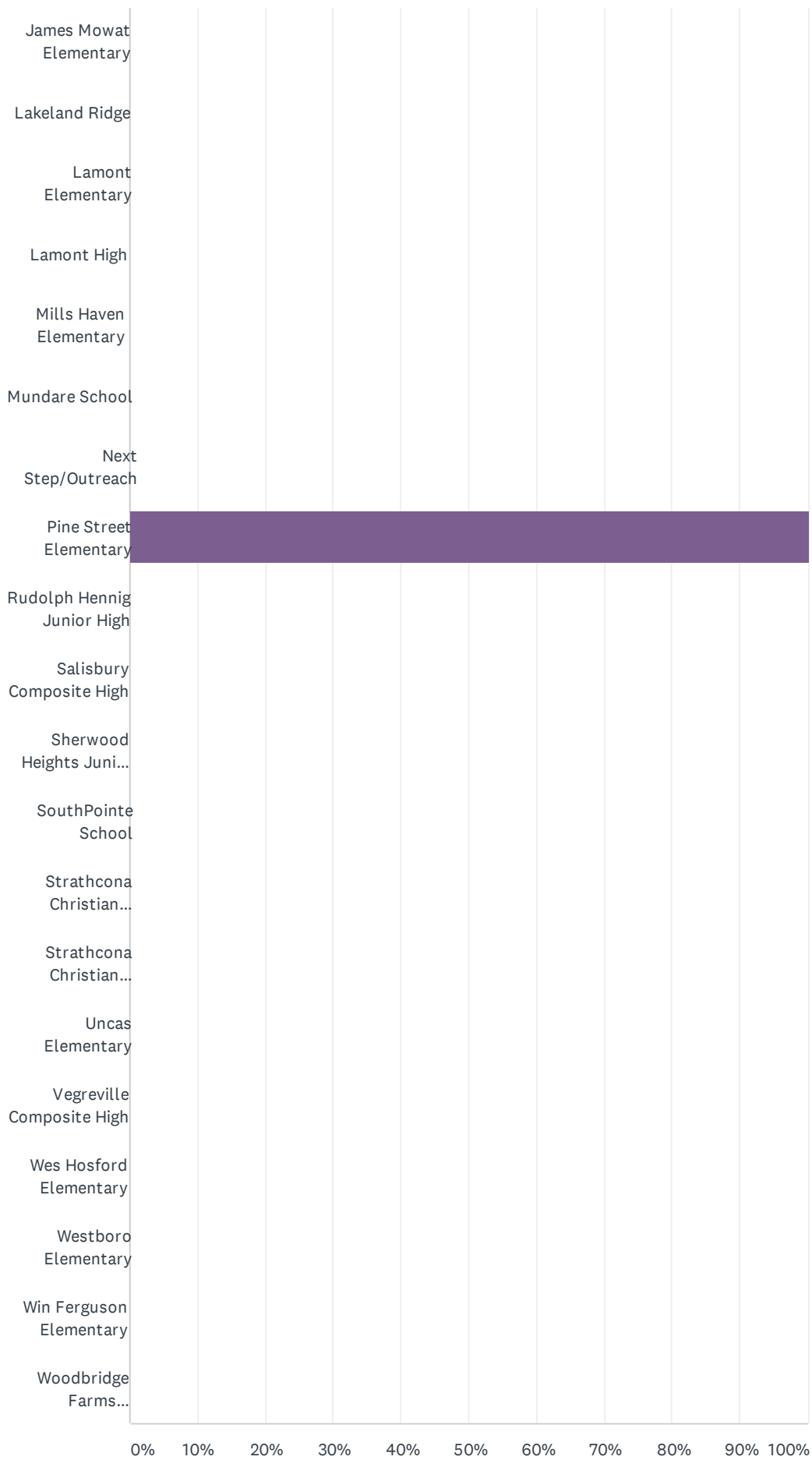


Q1 What school does your child currently attend? For out-of-school learners, what is your child's home school?

Answered: 62 Skipped: 0



EIPS Parent Survey 2020-21



EIPS Parent Survey 2020-21

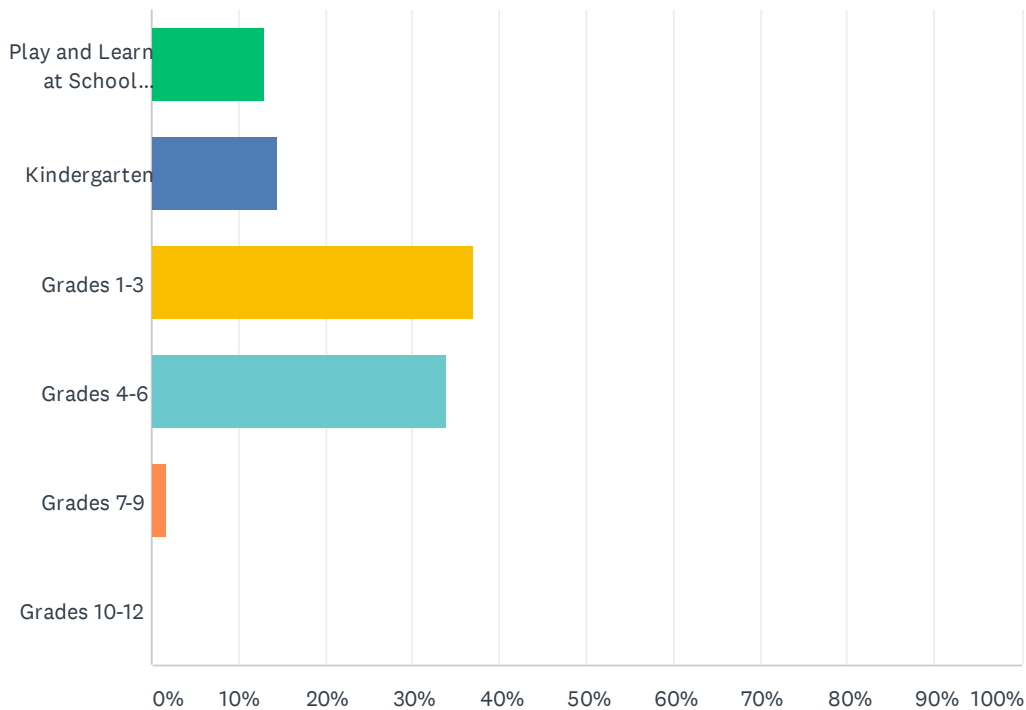
ANSWER CHOICES	RESPONSES	
A.L. Horton Elementary	0.00%	0
Andrew School	0.00%	0
Ardrossan Elementary	0.00%	0
Ardrossan Junior Senior High	0.00%	0
Bev Facey Community High	0.00%	0
Brentwood Elementary	0.00%	0
Bruderheim School	0.00%	0
Clover Bar Junior High	0.00%	0
Davidson Creek Elementary	0.00%	0
École Campbelltown	0.00%	0
École Parc Élémentaire	0.00%	0
F.R. Haythorne Junior High	0.00%	0
Fort Saskatchewan Christian	0.00%	0
Fort Saskatchewan Elementary	0.00%	0
Fort Saskatchewan High	0.00%	0
Fultonvale Elementary Junior High	0.00%	0
Glen Allan Elementary	0.00%	0
Heritage Hills Elementary	0.00%	0
James Mowat Elementary	0.00%	0
Lakeland Ridge	0.00%	0
Lamont Elementary	0.00%	0
Lamont High	0.00%	0
Mills Haven Elementary	0.00%	0
Mundare School	0.00%	0
Next Step/Outreach	0.00%	0
Pine Street Elementary	100.00%	62
Rudolph Hennig Junior High	0.00%	0
Salisbury Composite High	0.00%	0
Sherwood Heights Junior High	0.00%	0
SouthPointe School	0.00%	0
Strathcona Christian Academy Elementary	0.00%	0
Strathcona Christian Academy Secondary	0.00%	0
Uncas Elementary	0.00%	0

EIPS Parent Survey 2020-21

Vegreville Composite High	0.00%	0
Wes Hosford Elementary	0.00%	0
Westboro Elementary	0.00%	0
Win Ferguson Elementary	0.00%	0
Woodbridge Farms Elementary	0.00%	0
TOTAL		62

Q2 What grade is your child currently in?

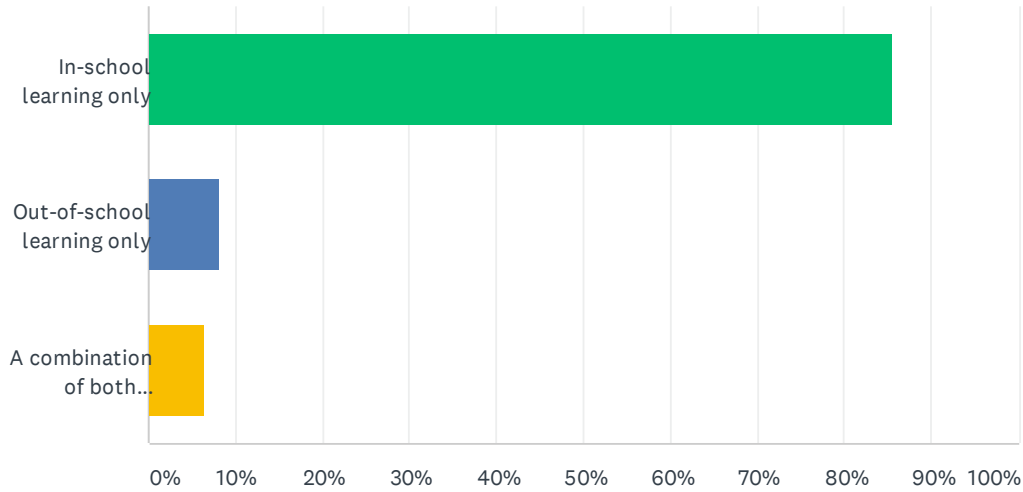
Answered: 62 Skipped: 0



ANSWER CHOICES	RESPONSES	
Play and Learn at School (PALS)	12.90%	8
Kindergarten	14.52%	9
Grades 1-3	37.10%	23
Grades 4-6	33.87%	21
Grades 7-9	1.61%	1
Grades 10-12	0.00%	0
TOTAL		62

Q3 A number of times this year, you could choose in-school or out-of-school learning for your child. What type of learning did you choose for you child this year? When answering this question, disregard the requirement to move to out-of-school learning when mandated by the Government of Alberta or if your child was required to temporarily self-isolate after being identified as a close contact of a confirmed case of COVID-19.

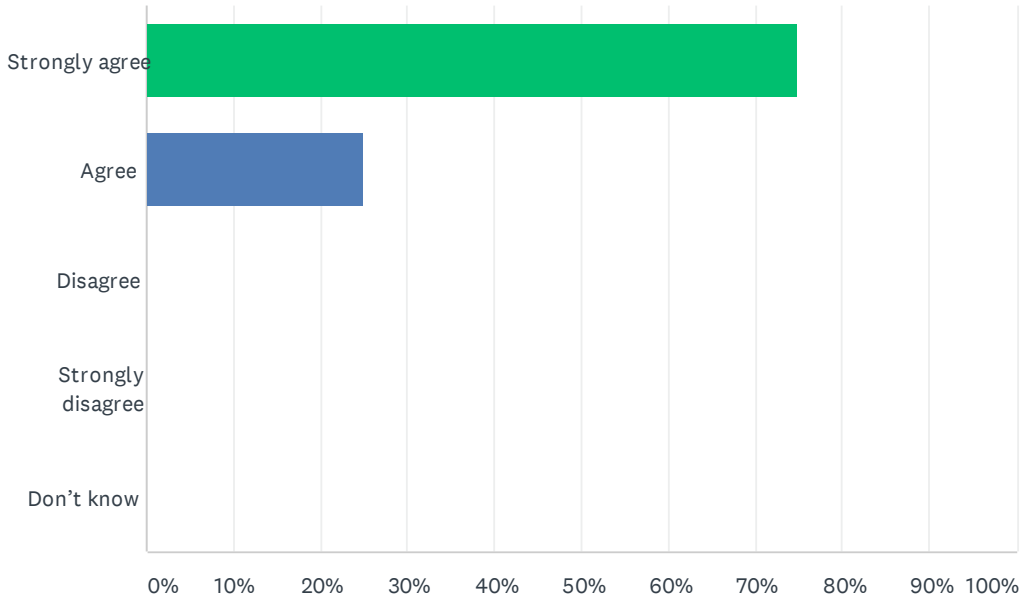
Answered: 62 Skipped: 0



ANSWER CHOICES	RESPONSES	
In-school learning only	85.48%	53
Out-of-school learning only	8.06%	5
A combination of both in-school and out-of-school learning	6.45%	4
TOTAL		62

Q4 As a result of being in the Play and Learn at School (PALS) program, my child's demonstrating growth in their development.

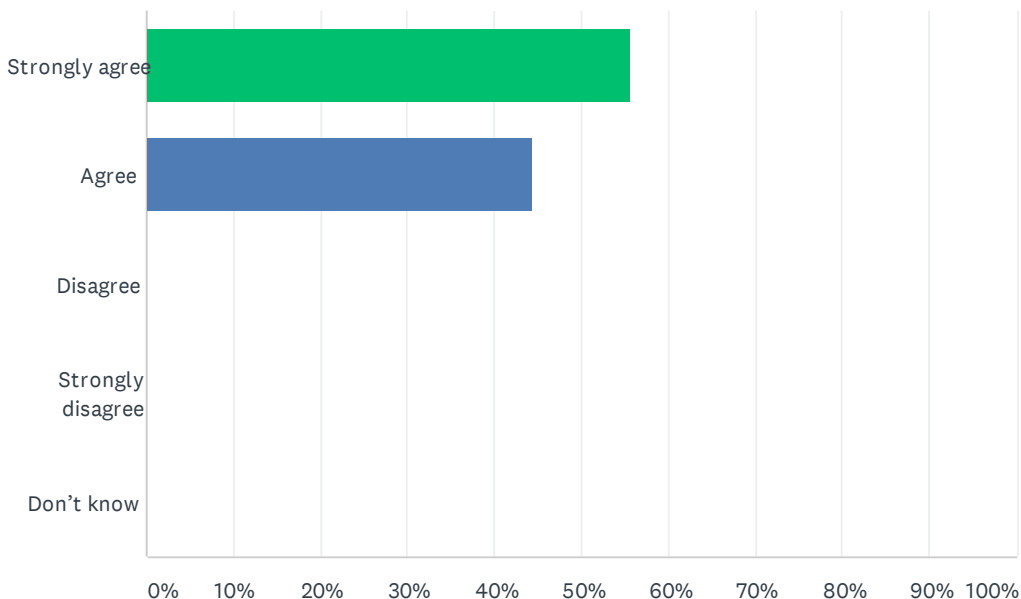
Answered: 8 Skipped: 54



ANSWER CHOICES	RESPONSES
Strongly agree	75.00% 6
Agree	25.00% 2
Disagree	0.00% 0
Strongly disagree	0.00% 0
Don't know	0.00% 0
TOTAL	8

Q5 As a result of being in the Kindergarten program, my child's becoming ready to enter Grade 1.

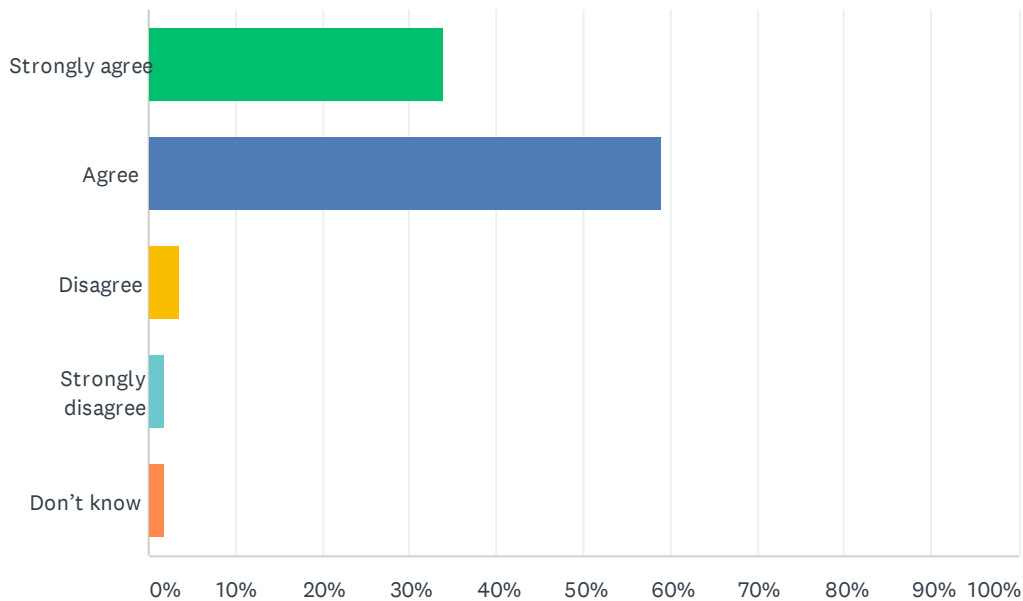
Answered: 9 Skipped: 53



ANSWER CHOICES	RESPONSES	
Strongly agree	55.56%	5
Agree	44.44%	4
Disagree	0.00%	0
Strongly disagree	0.00%	0
Don't know	0.00%	0
TOTAL		9

Q6 My child's individual needs are met.

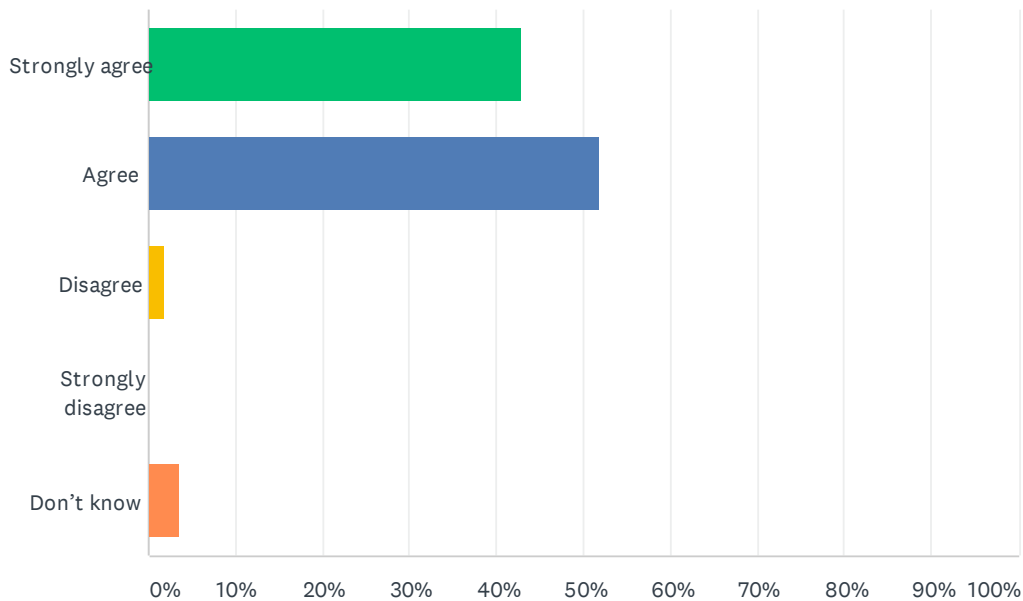
Answered: 56 Skipped: 6



ANSWER CHOICES	RESPONSES	
Strongly agree	33.93%	19
Agree	58.93%	33
Disagree	3.57%	2
Strongly disagree	1.79%	1
Don't know	1.79%	1
TOTAL		56

Q7 My child's encouraged to do their best.

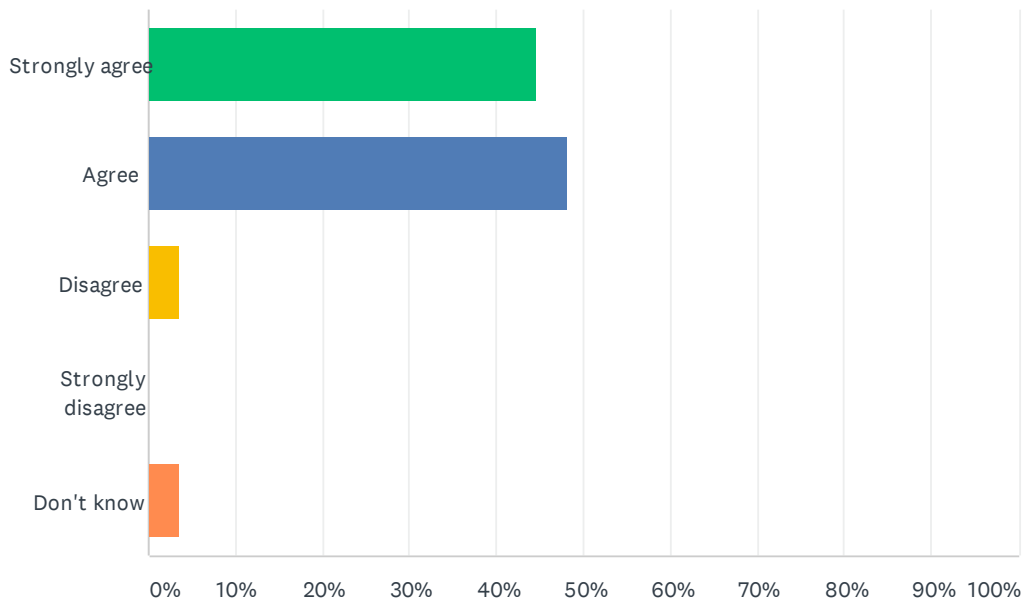
Answered: 56 Skipped: 6



ANSWER CHOICES	RESPONSES	
Strongly agree	42.86%	24
Agree	51.79%	29
Disagree	1.79%	1
Strongly disagree	0.00%	0
Don't know	3.57%	2
TOTAL		56

Q8 My child's demonstrating growth in literacy.

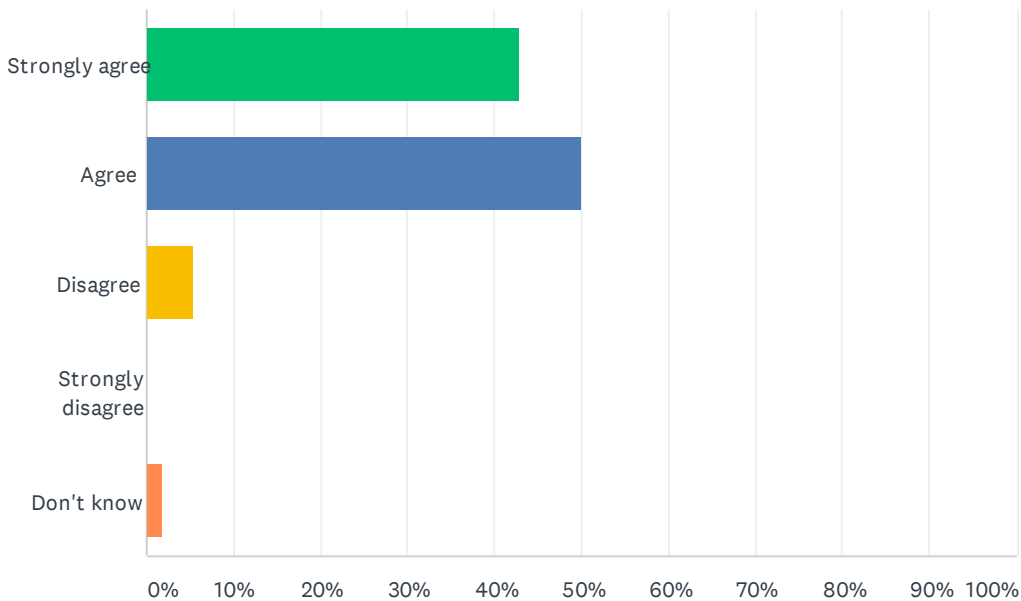
Answered: 56 Skipped: 6



ANSWER CHOICES	RESPONSES	
Strongly agree	44.64%	25
Agree	48.21%	27
Disagree	3.57%	2
Strongly disagree	0.00%	0
Don't know	3.57%	2
TOTAL		56

Q9 My child's demonstrating growth in numeracy.

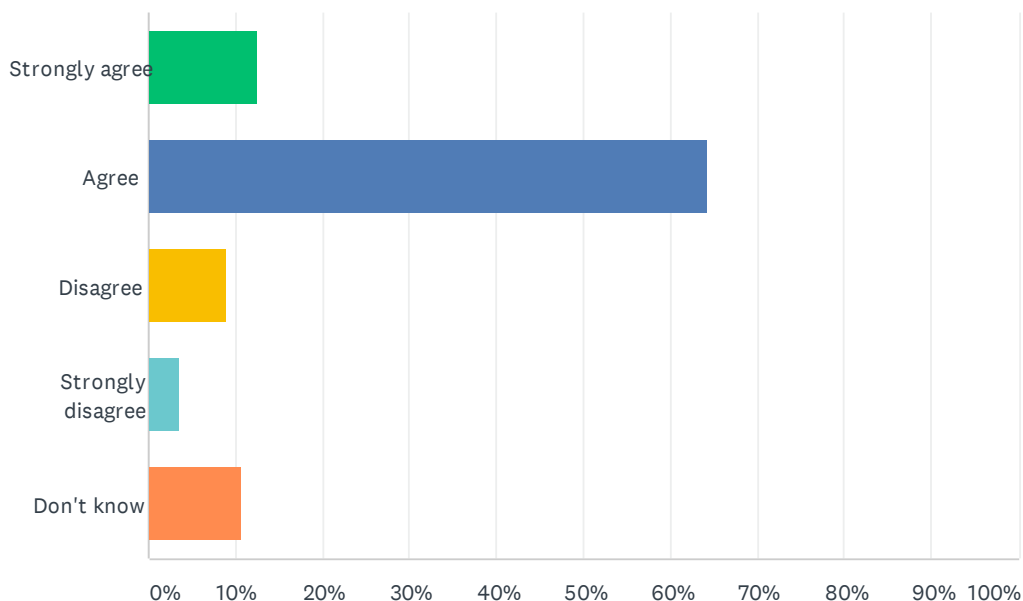
Answered: 56 Skipped: 6



ANSWER CHOICES	RESPONSES	
Strongly agree	42.86%	24
Agree	50.00%	28
Disagree	5.36%	3
Strongly disagree	0.00%	0
Don't know	1.79%	1
TOTAL		56

Q10 My child has an understanding of First Nations, Métis and Inuit culture and history.

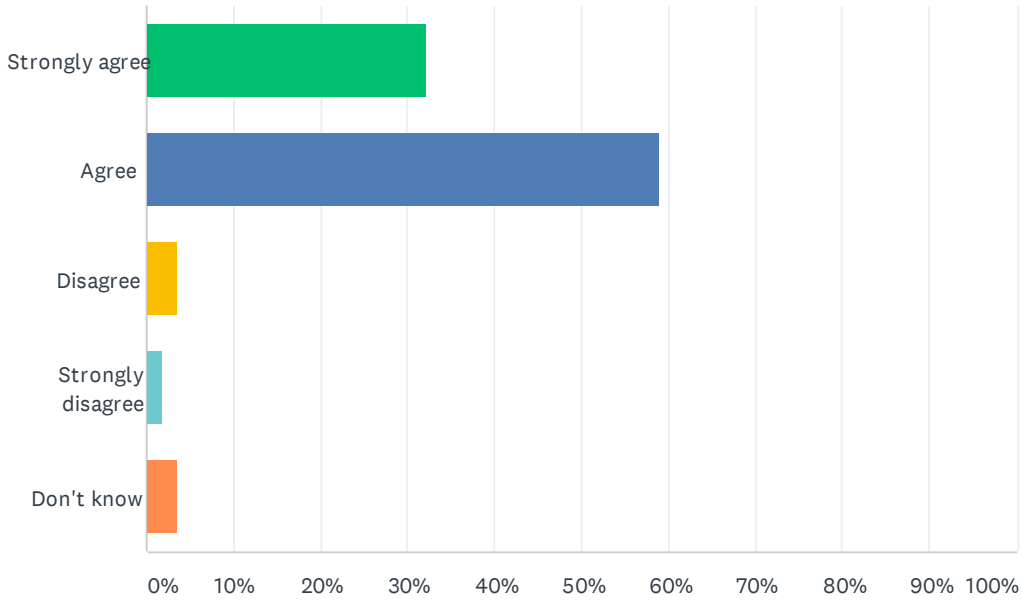
Answered: 56 Skipped: 6



ANSWER CHOICES	RESPONSES	
Strongly agree	12.50%	7
Agree	64.29%	36
Disagree	8.93%	5
Strongly disagree	3.57%	2
Don't know	10.71%	6
TOTAL		56

Q11 My child's learning the knowledge, skills and attitudes necessary to be successful in life.

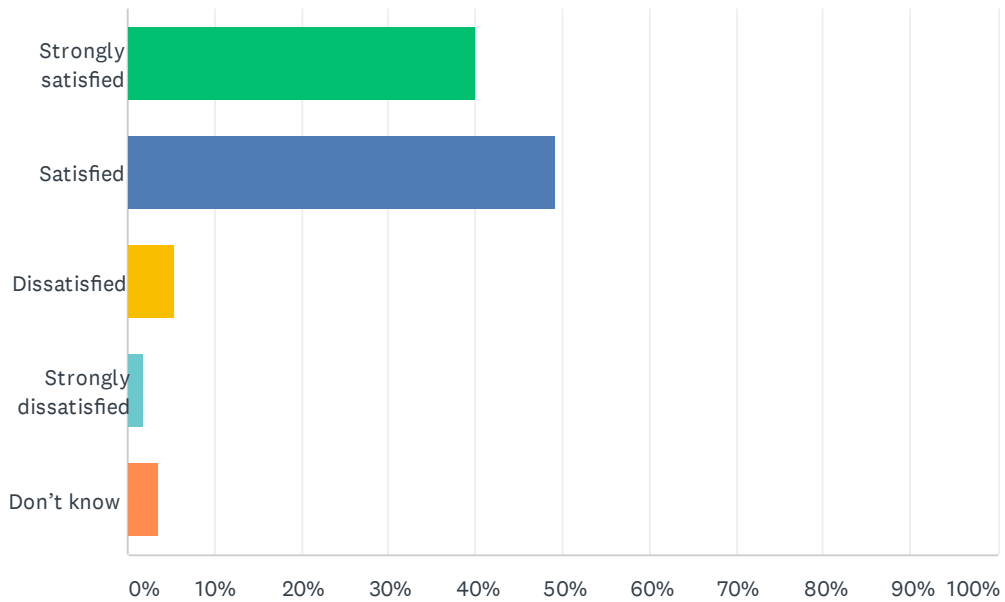
Answered: 56 Skipped: 6



ANSWER CHOICES	RESPONSES	
Strongly agree	32.14%	18
Agree	58.93%	33
Disagree	3.57%	2
Strongly disagree	1.79%	1
Don't know	3.57%	2
TOTAL		56

Q12 How satisfied are you with the quality of education your child's receiving at school?

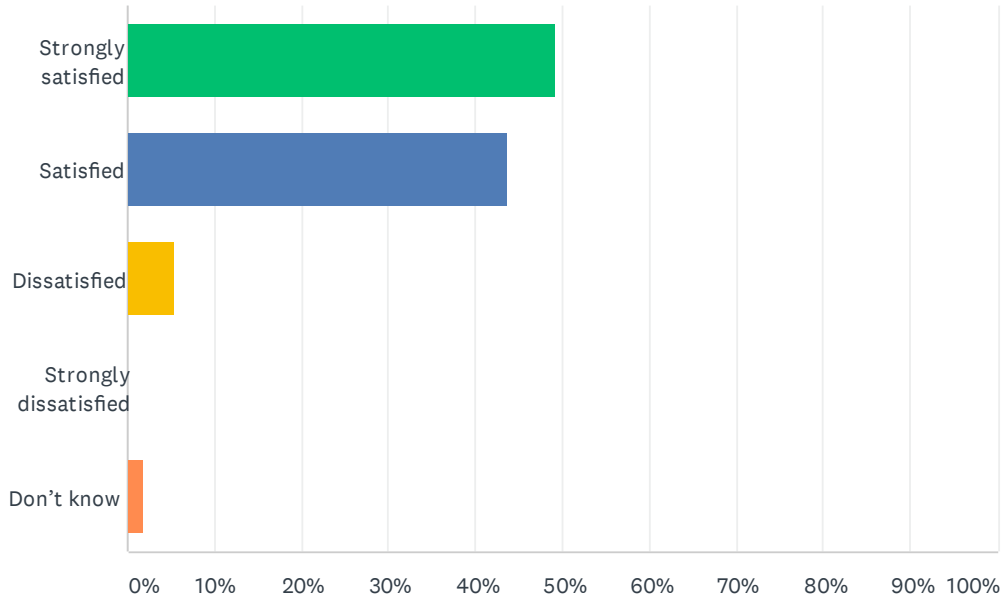
Answered: 55 Skipped: 7



ANSWER CHOICES	RESPONSES	
Strongly satisfied	40.00%	22
Satisfied	49.09%	27
Dissatisfied	5.45%	3
Strongly dissatisfied	1.82%	1
Don't know	3.64%	2
TOTAL		55

Q13 How satisfied are you with the quality of teaching at your child's school?

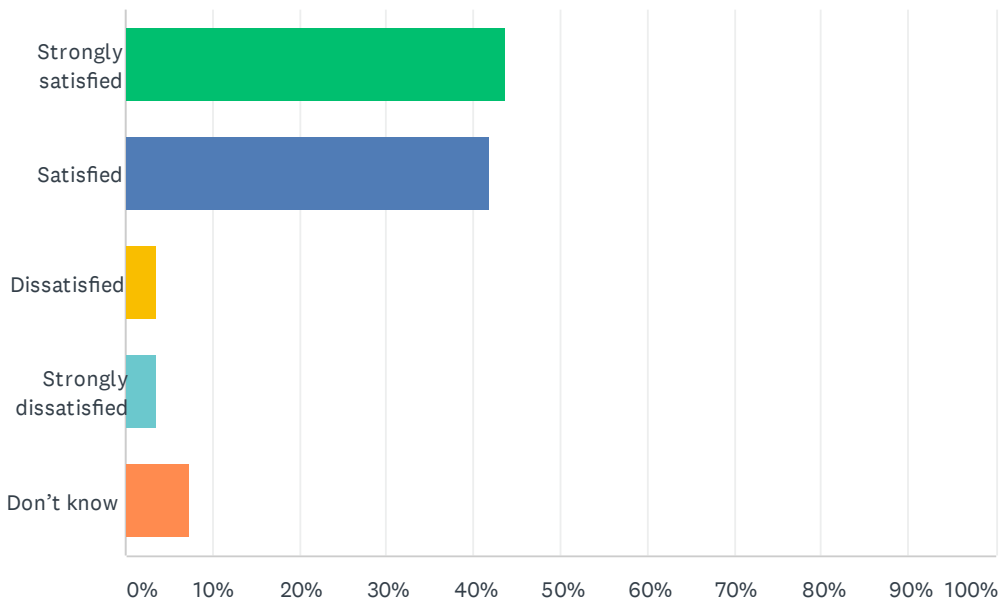
Answered: 55 Skipped: 7



ANSWER CHOICES	RESPONSES	
Strongly satisfied	49.09%	27
Satisfied	43.64%	24
Dissatisfied	5.45%	3
Strongly dissatisfied	0.00%	0
Don't know	1.82%	1
TOTAL		55

Q14 How satisfied are you with the leadership at your child's school?

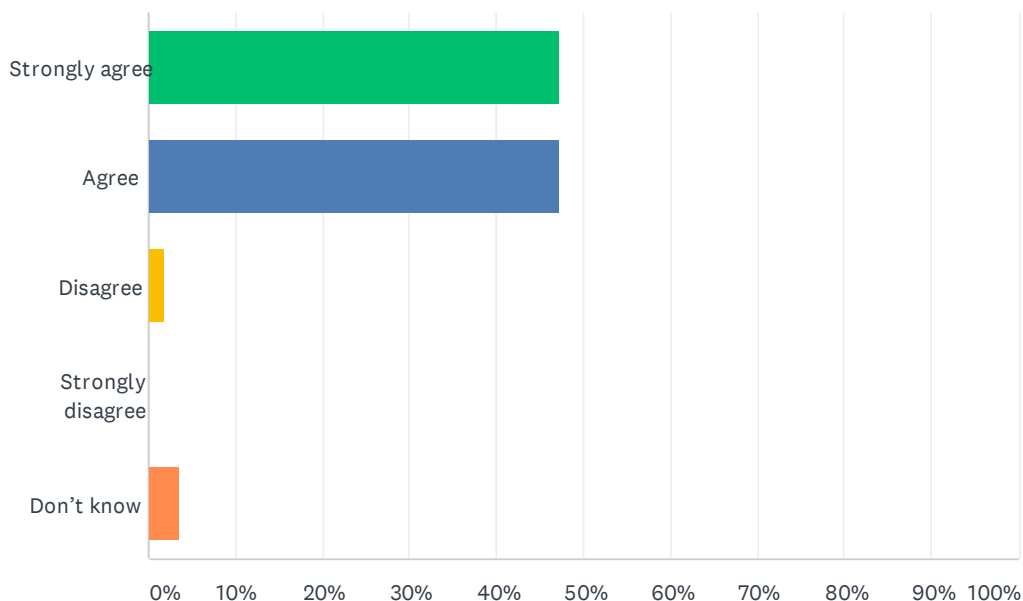
Answered: 55 Skipped: 7



ANSWER CHOICES	RESPONSES	
Strongly satisfied	43.64%	24
Satisfied	41.82%	23
Dissatisfied	3.64%	2
Strongly dissatisfied	3.64%	2
Don't know	7.27%	4
TOTAL		55

Q15 My child’s school encourages my child to be a responsible, respectful and engaged citizen.

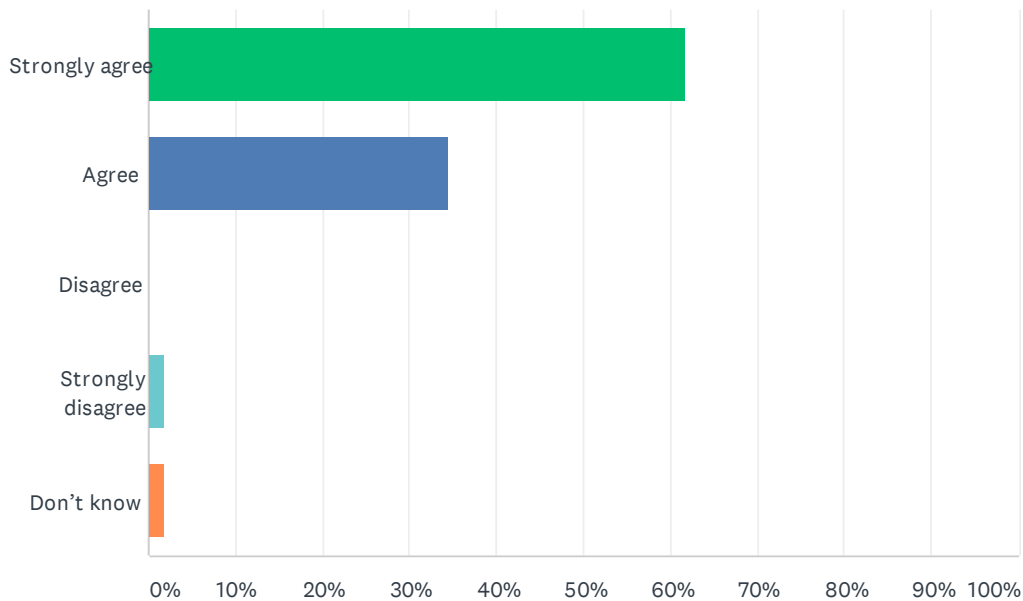
Answered: 55 Skipped: 7



ANSWER CHOICES	RESPONSES
Strongly agree	47.27% 26
Agree	47.27% 26
Disagree	1.82% 1
Strongly disagree	0.00% 0
Don't know	3.64% 2
TOTAL	55

Q16 School staff care about my child.

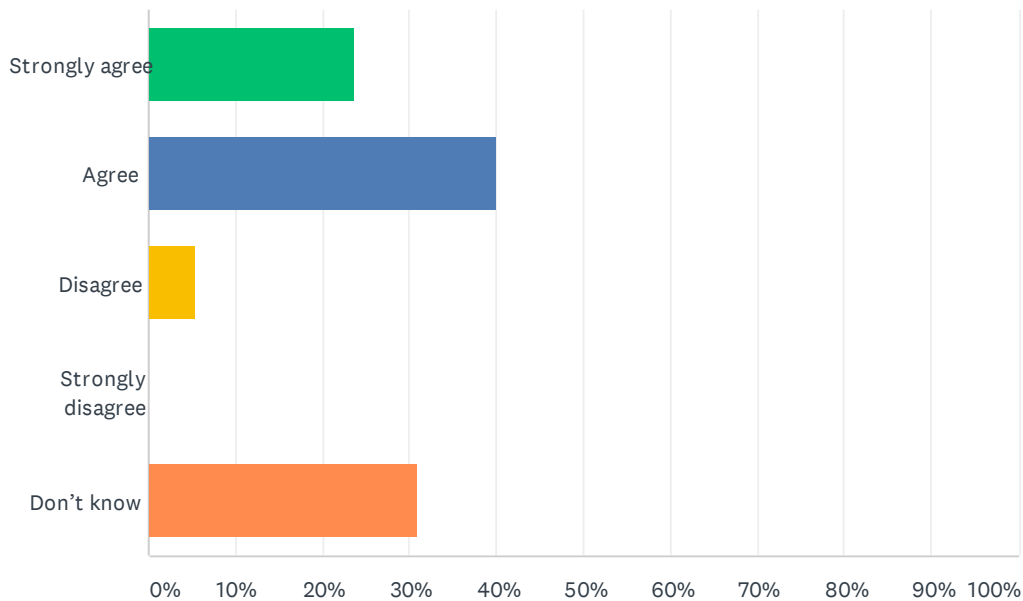
Answered: 55 Skipped: 7



ANSWER CHOICES	RESPONSES	
Strongly agree	61.82%	34
Agree	34.55%	19
Disagree	0.00%	0
Strongly disagree	1.82%	1
Don't know	1.82%	1
TOTAL		55

Q17 My child's school handles discipline fairly and reasonably.

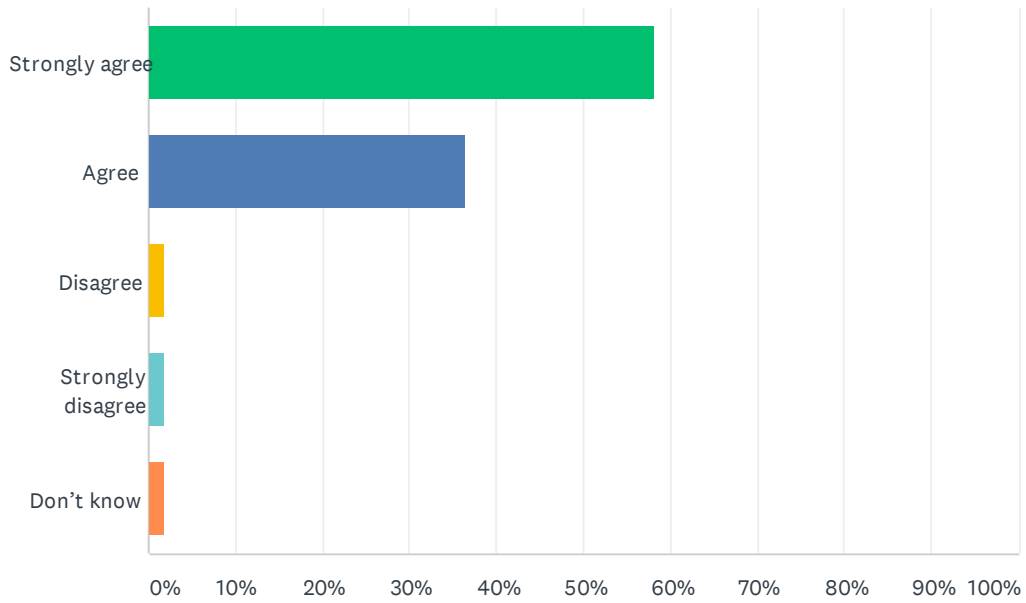
Answered: 55 Skipped: 7



ANSWER CHOICES	RESPONSES	
Strongly agree	23.64%	13
Agree	40.00%	22
Disagree	5.45%	3
Strongly disagree	0.00%	0
Don't know	30.91%	17
TOTAL		55

Q18 My child's school is safe.

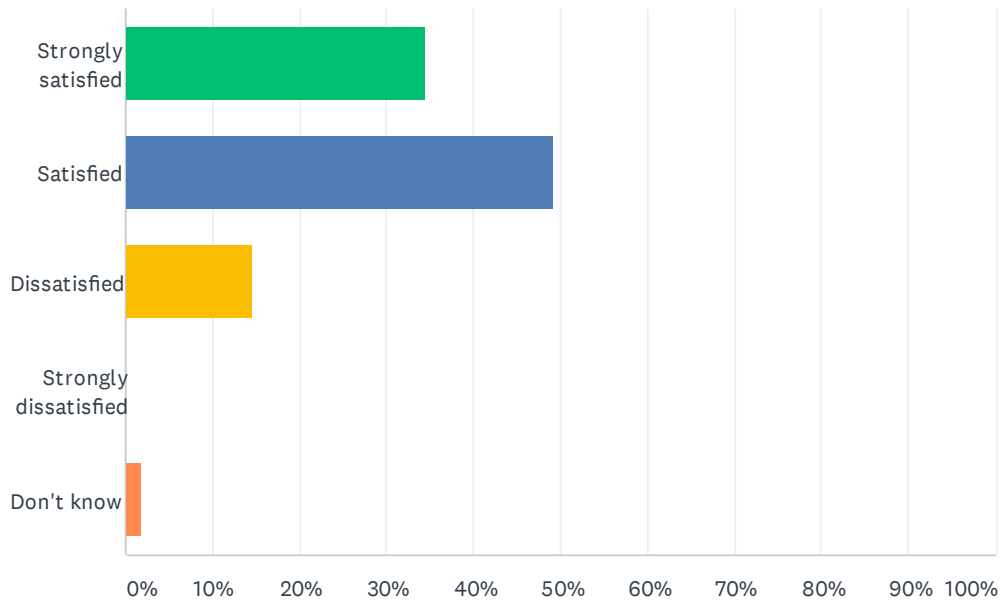
Answered: 55 Skipped: 7



ANSWER CHOICES	RESPONSES	
Strongly agree	58.18%	32
Agree	36.36%	20
Disagree	1.82%	1
Strongly disagree	1.82%	1
Don't know	1.82%	1
TOTAL		55

Q19 How satisfied are you with the resources available to support your child's learning?

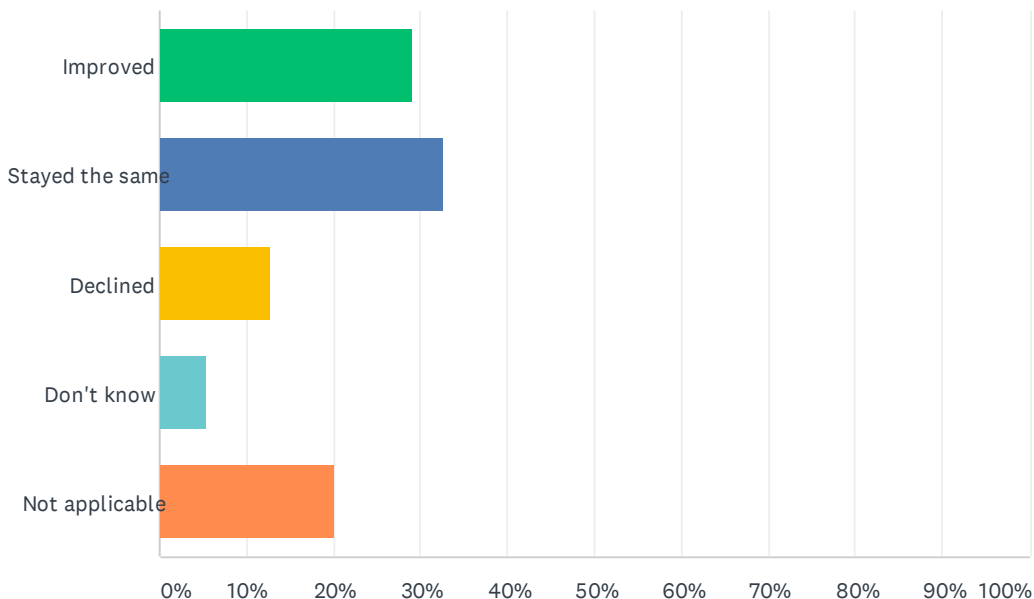
Answered: 55 Skipped: 7



ANSWER CHOICES	RESPONSES	
Strongly satisfied	34.55%	19
Satisfied	49.09%	27
Dissatisfied	14.55%	8
Strongly dissatisfied	0.00%	0
Don't know	1.82%	1
TOTAL		55

Q20 In your opinion, has the quality of education your child experienced improved, stayed the same or declined in the past three years?

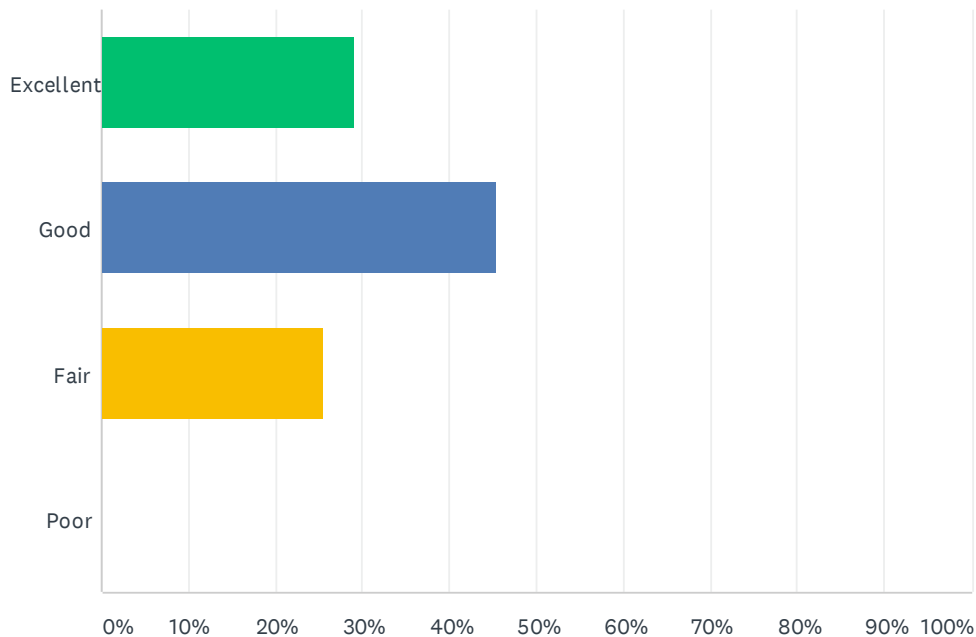
Answered: 55 Skipped: 7



ANSWER CHOICES	RESPONSES	
Improved	29.09%	16
Stayed the same	32.73%	18
Declined	12.73%	7
Don't know	5.45%	3
Not applicable	20.00%	11
TOTAL		55

Q21 How do you rate the physical condition of your child's school?

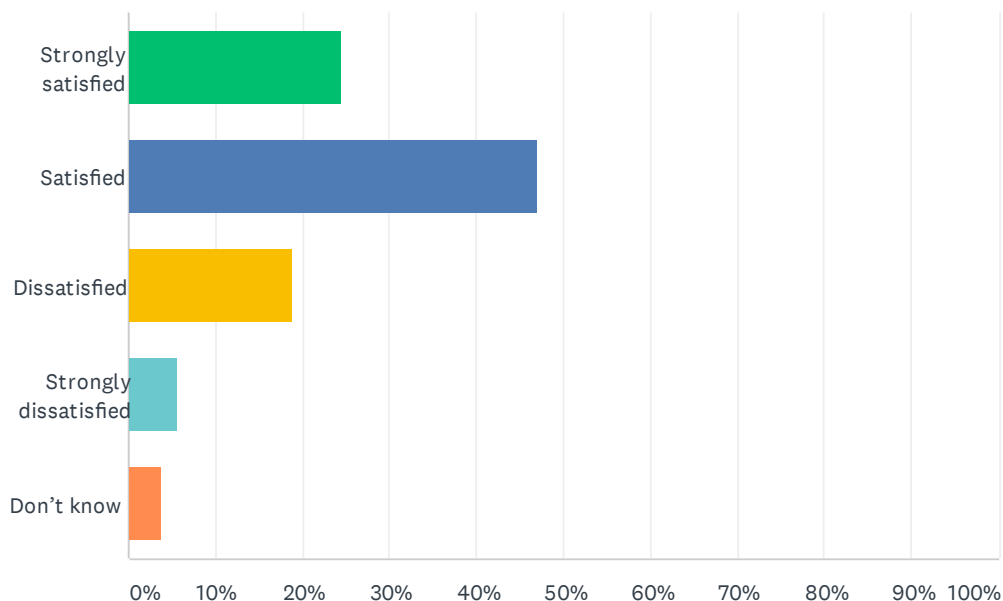
Answered: 55 Skipped: 7



ANSWER CHOICES	RESPONSES	
Excellent	29.09%	16
Good	45.45%	25
Fair	25.45%	14
Poor	0.00%	0
TOTAL		55

Q22 How satisfied are you with the opportunities provided to be involved in your child's education?

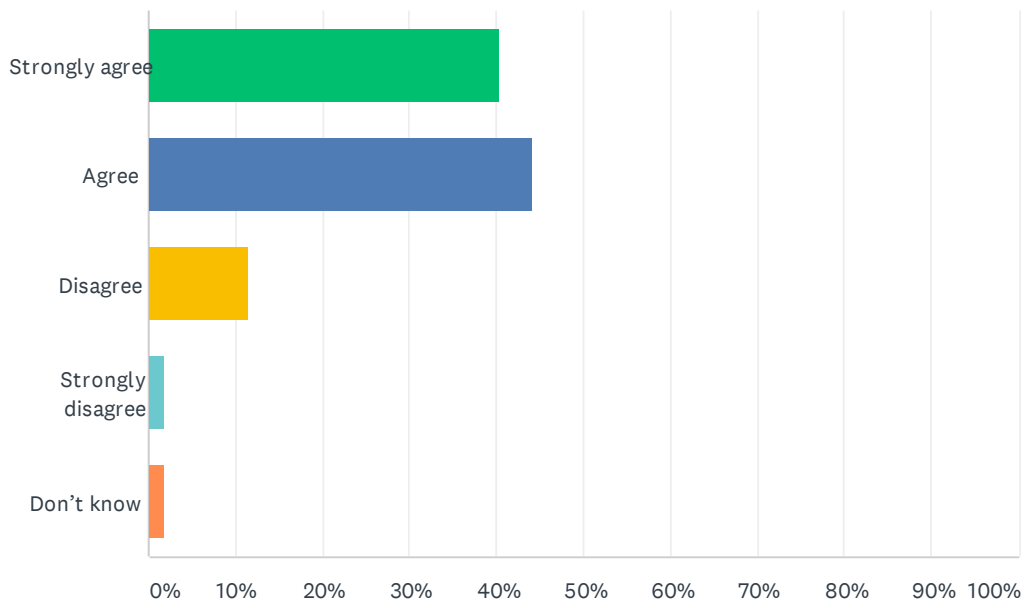
Answered: 53 Skipped: 9



ANSWER CHOICES	RESPONSES	
Strongly satisfied	24.53%	13
Satisfied	47.17%	25
Dissatisfied	18.87%	10
Strongly dissatisfied	5.66%	3
Don't know	3.77%	2
TOTAL		53

Q23 The school keeps me informed about my child's progress and achievement.

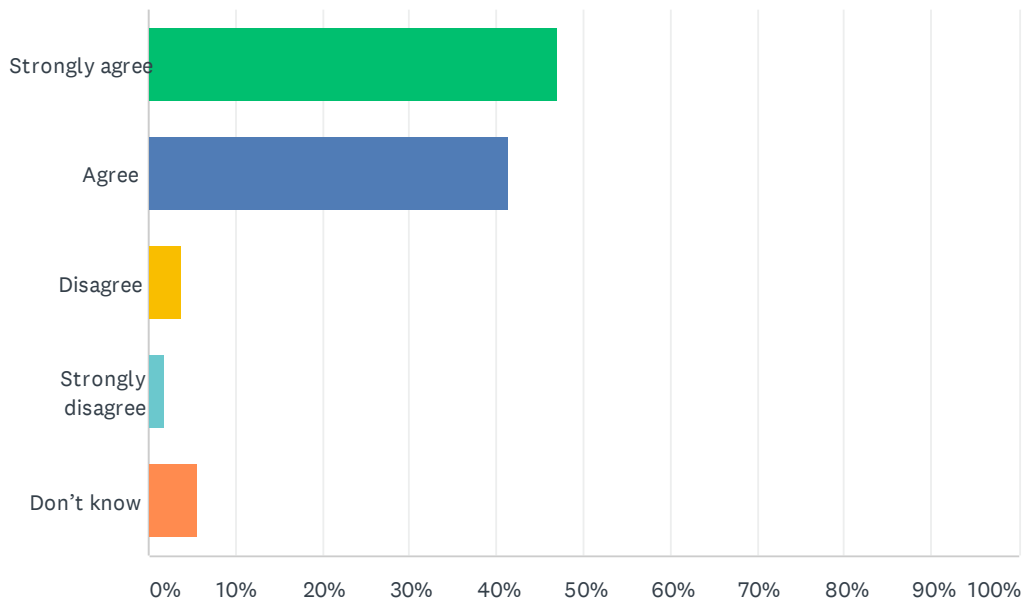
Answered: 52 Skipped: 10



ANSWER CHOICES	RESPONSES	
Strongly agree	40.38%	21
Agree	44.23%	23
Disagree	11.54%	6
Strongly disagree	1.92%	1
Don't know	1.92%	1
TOTAL		52

Q24 There is open and honest communication within my child's school.

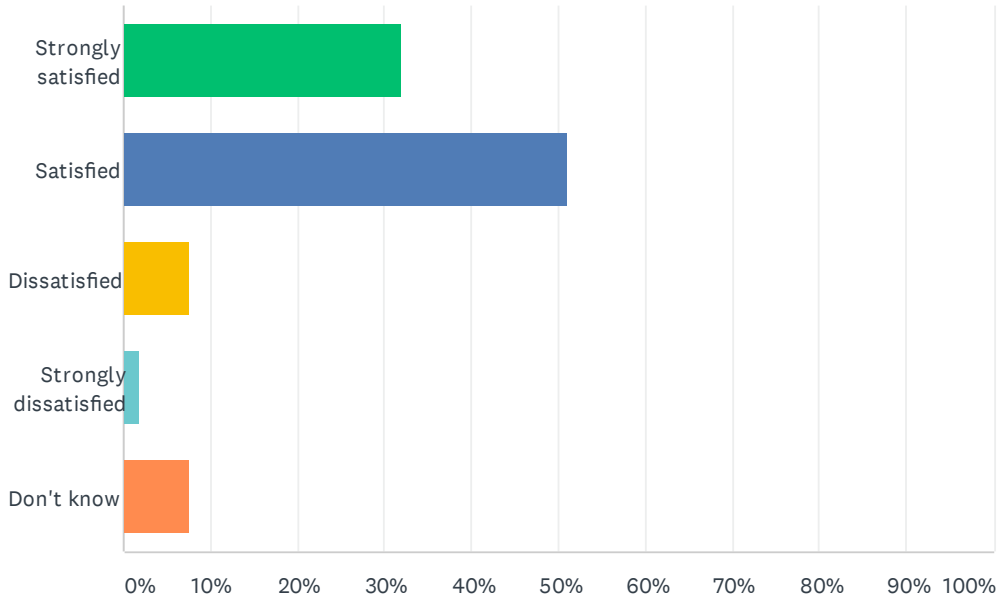
Answered: 53 Skipped: 9



ANSWER CHOICES	RESPONSES	
Strongly agree	47.17%	25
Agree	41.51%	22
Disagree	3.77%	2
Strongly disagree	1.89%	1
Don't know	5.66%	3
TOTAL		53

Q25 How satisfied are you with the Division’s commitment to engaging families in matters that affect public education?

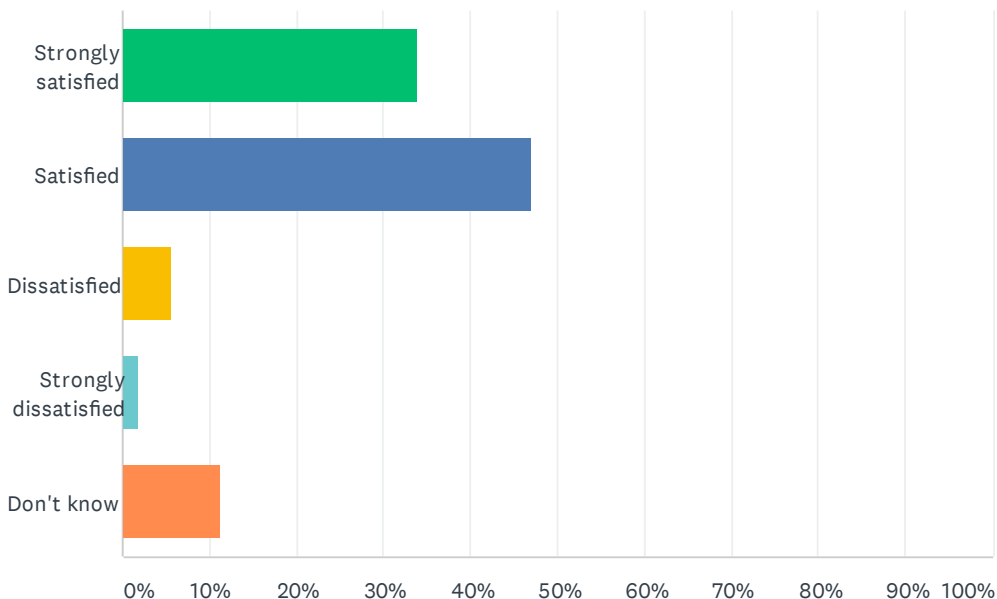
Answered: 53 Skipped: 9



ANSWER CHOICES	RESPONSES	
Strongly satisfied	32.08%	17
Satisfied	50.94%	27
Dissatisfied	7.55%	4
Strongly dissatisfied	1.89%	1
Don't know	7.55%	4
TOTAL		53

Q26 How satisfied are you with the Division’s commitment to advocating for public education?

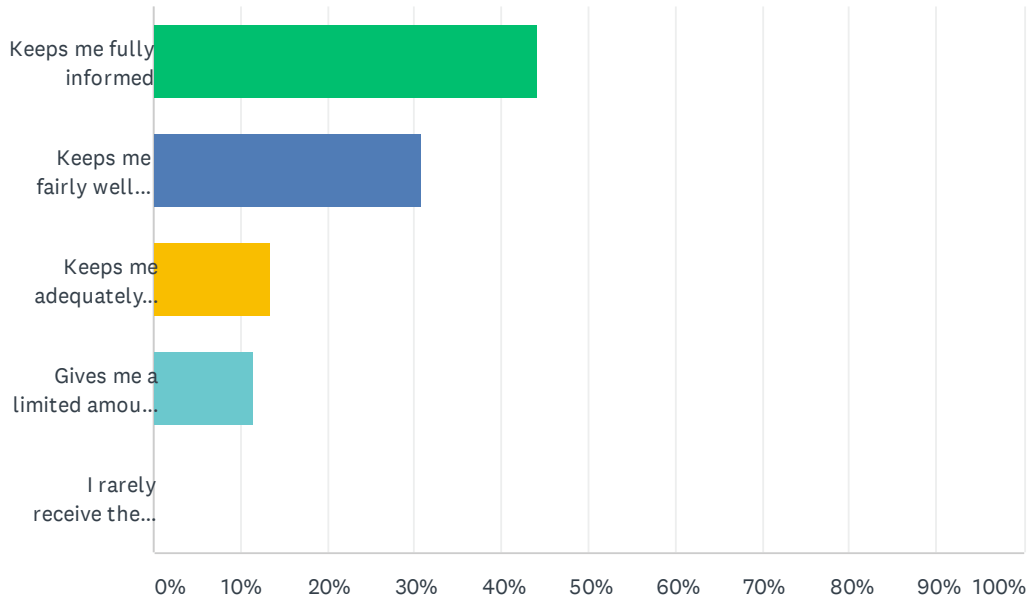
Answered: 53 Skipped: 9



ANSWER CHOICES	RESPONSES	
Strongly satisfied	33.96%	18
Satisfied	47.17%	25
Dissatisfied	5.66%	3
Strongly dissatisfied	1.89%	1
Don't know	11.32%	6
TOTAL		53

Q27 Elk Island Public Schools appreciates the opportunity to stay connected with parents about news, activities, programs and other matters of importance. What is your impression of the communication you receive from your child's school?

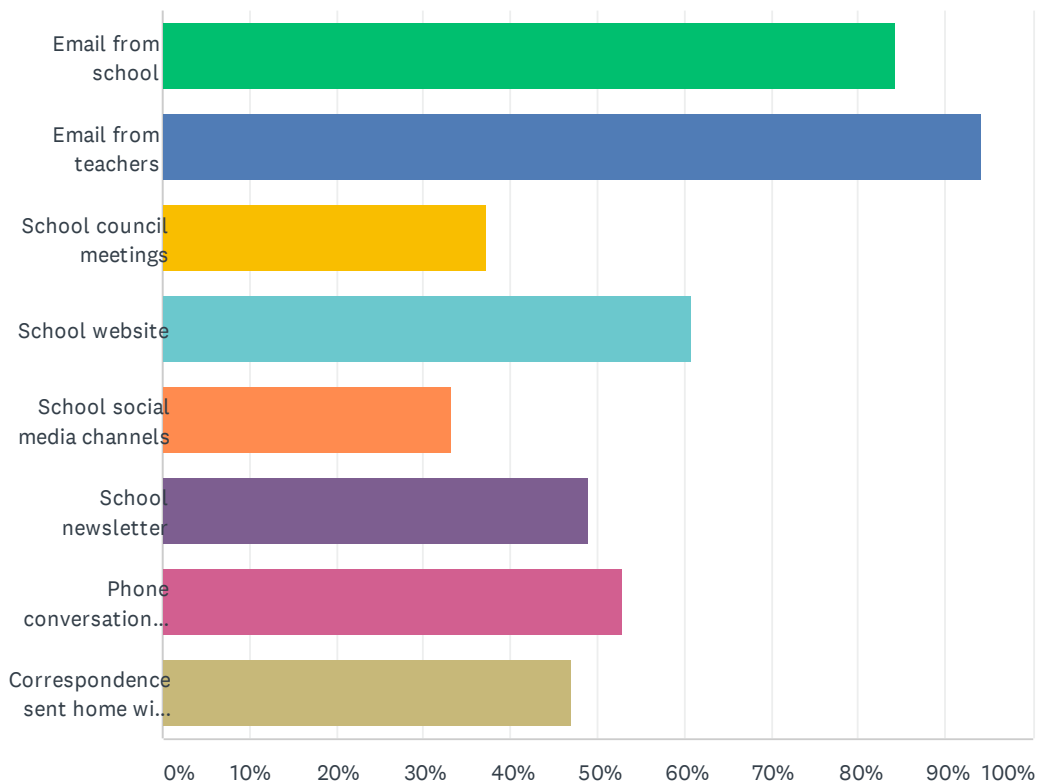
Answered: 52 Skipped: 10



ANSWER CHOICES	RESPONSES	
Keeps me fully informed	44.23%	23
Keeps me fairly well informed	30.77%	16
Keeps me adequately informed	13.46%	7
Gives me a limited amount of information	11.54%	6
I rarely receive the information I need	0.00%	0
TOTAL		52

Q28 Do you regularly make use of the following to keep up to date on school activities, programs, etc.? Check all that apply.

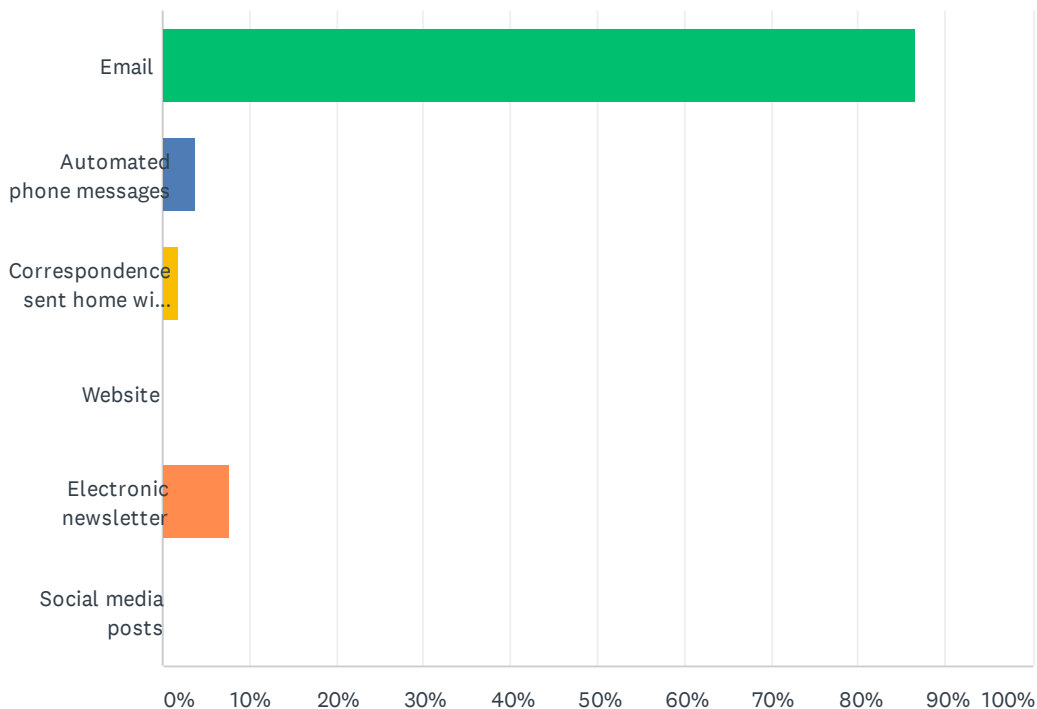
Answered: 51 Skipped: 11



ANSWER CHOICES	RESPONSES
Email from school	84.31% 43
Email from teachers	94.12% 48
School council meetings	37.25% 19
School website	60.78% 31
School social media channels	33.33% 17
School newsletter	49.02% 25
Phone conversations with the school or teachers	52.94% 27
Correspondence sent home with my child	47.06% 24
Total Respondents: 51	

Q29 What is your most preferred method of communication from the school and Division?

Answered: 52 Skipped: 10



ANSWER CHOICES	RESPONSES	
Email	86.54%	45
Automated phone messages	3.85%	2
Correspondence sent home with my child	1.92%	1
Website	0.00%	0
Electronic newsletter	7.69%	4
Social media posts	0.00%	0
TOTAL		52

Q30 Do you visit the Division website (www.eips.ca) for information on:

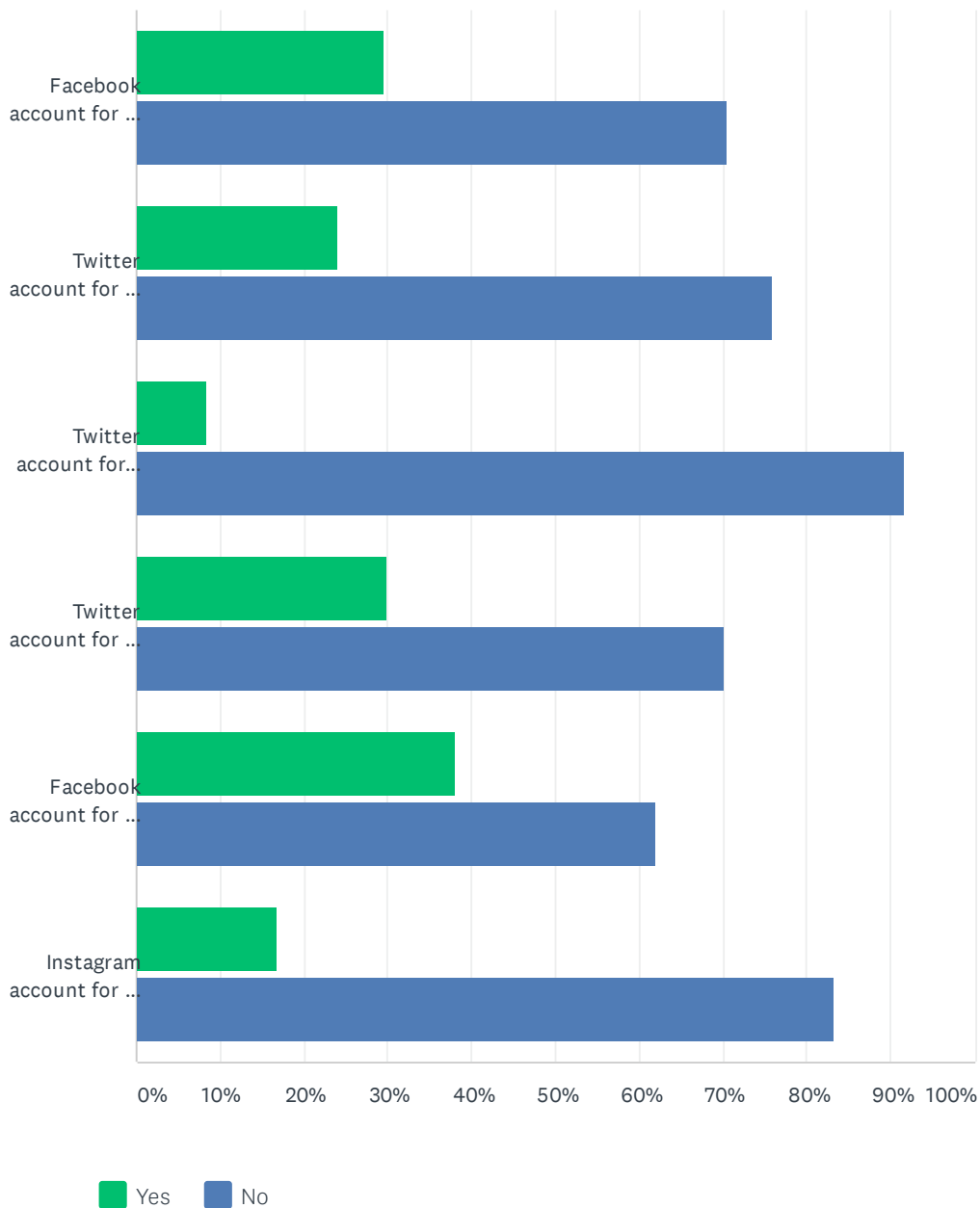
Answered: 52 Skipped: 10

Editor's note:

As Question #30 is only relevant at the Division level, responses have been omitted in the school-level data. As such, pages 35-36 have been excluded from this document.

Q31 The Division and schools often share news and information on social media. Do you follow:

Answered: 51 Skipped: 11



EIPS Parent Survey 2020-21

	YES	NO	TOTAL	WEIGHTED AVERAGE
Facebook account for the Division (@ElkIslandPublicSchools)	29.41% 15	70.59% 36	51	1.29
Twitter account for the Division (@eips)	24.00% 12	76.00% 38	50	1.24
Twitter account for EIPS Student Transportation (@eipsST)	8.33% 4	91.67% 44	48	1.08
Twitter account for my child's school, if applicable	30.00% 15	70.00% 35	50	1.30
Facebook account for my child's school, if applicable	38.00% 19	62.00% 31	50	1.38
Instagram account for my child's school, if applicable	16.67% 8	83.33% 40	48	1.17