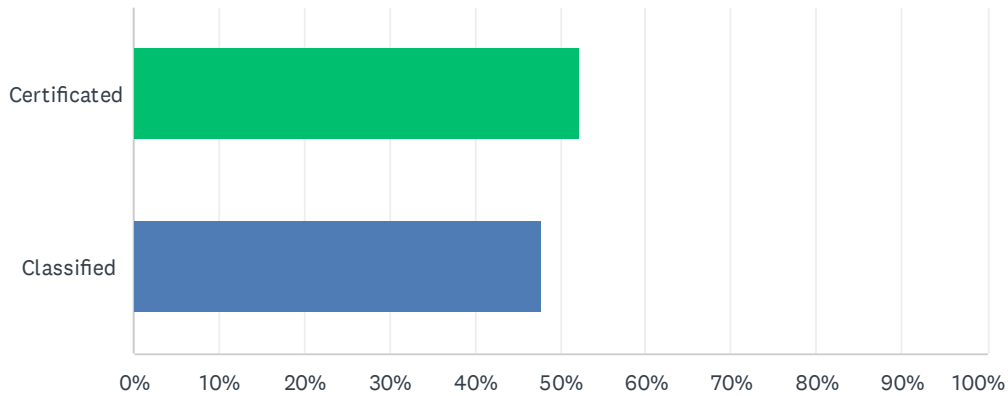


Q1 Your responses are completely confidential but to assist in the analysis of the information, certain demographic information is required. Please identify your employee group:

Answered: 23 Skipped: 0



ANSWER CHOICES	RESPONSES
Certificated	52.17% 12
Classified	47.83% 11
TOTAL	23

Q2 Please identify your site:

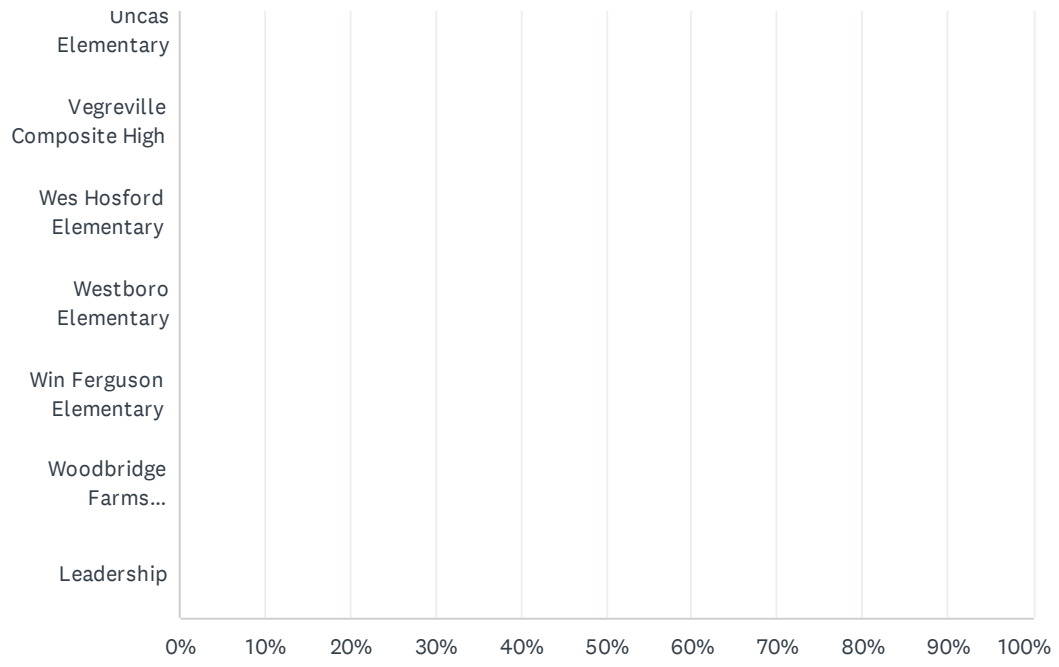
Answered: 23 Skipped: 0

A.L. Horton Elementary									
Andrew School									
Ardrossan Elementary									
Ardrossan Junior Senio...									
Bev Facey Community High									
Brentwood Elementary									
Bruderheim School									
École Campbelltown									
Clover Bar Junior High									
Central Services -...									
Central Services -...									
Central Services -...									
Central Services -...									
Central Services -...									
Central Services -...									
Davidson Creek Elementary									
Fort Saskatchewan...									
Fort									

Staff Engagement Survey 2021-22

Saskatchewan...									
Fort Saskatchewan...									
F.R. Haythorne Junior High									
Fultonvale Elementary...									
Glen Allan Elementary									
Heritage Hills Elementary									
James Mowat Elementary									
Lakeland Ridge									
Lamont Elementary									
Lamont High									
Mills Haven Elementary									
Mundare School									
Next Step									
École Parc Élémentaire									
Pine Street Elementary									
Rudolph Hennig Junior High									
Salisbury Composite High									
Sherwood Heights Juni...									
SouthPointe School									
Strathcona Christian...									
Strathcona Christian...									
.....									

Staff Engagement Survey 2021-22



Staff Engagement Survey 2021-22

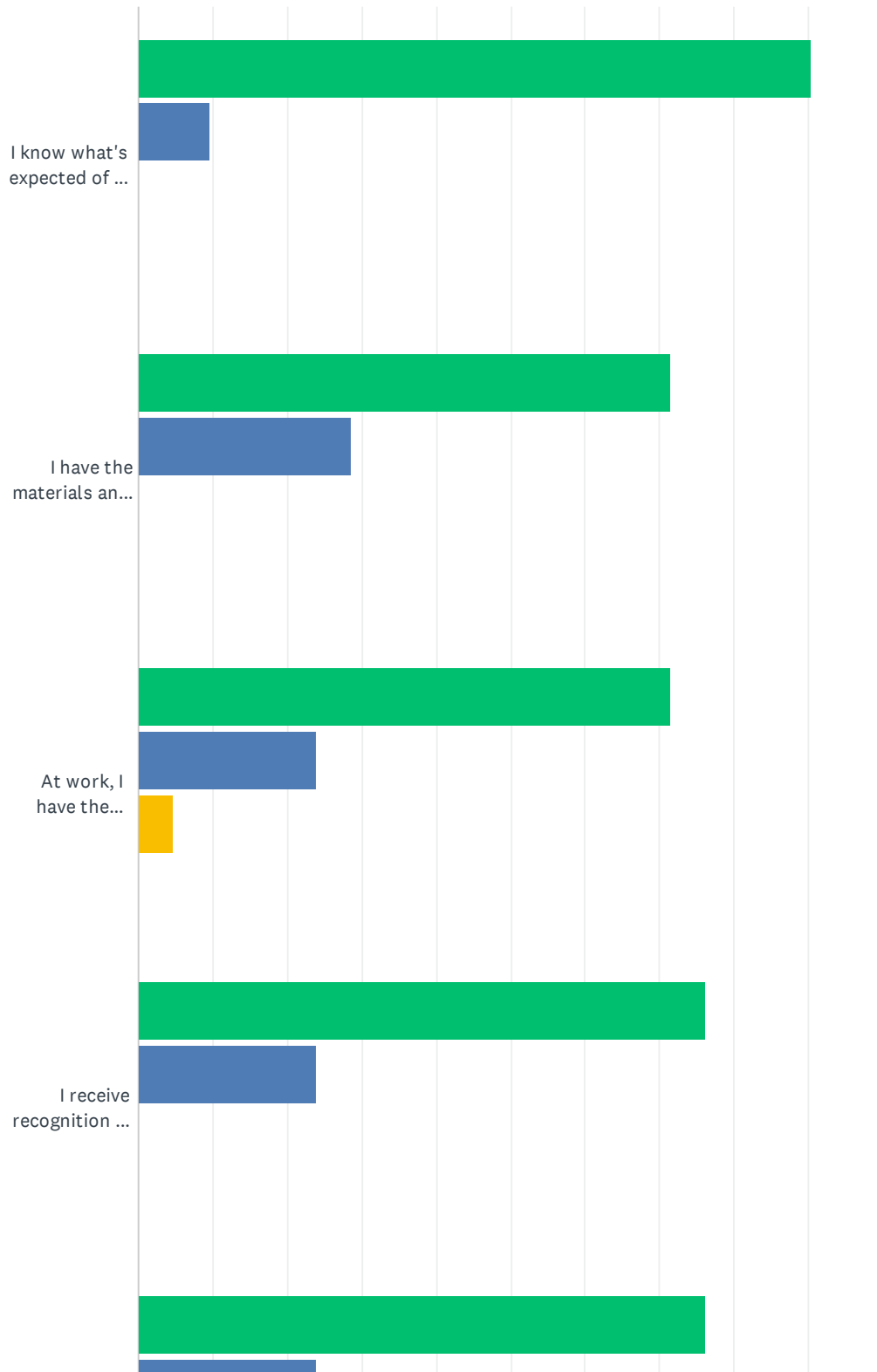
ANSWER CHOICES	RESPONSES	
A.L. Horton Elementary	0.00%	0
Andrew School	0.00%	0
Ardrossan Elementary	0.00%	0
Ardrossan Junior Senior High	0.00%	0
Bev Facey Community High	0.00%	0
Brentwood Elementary	0.00%	0
Bruderheim School	0.00%	0
École Campbelltown	0.00%	0
Clover Bar Junior High	0.00%	0
Central Services – Communication Services	0.00%	0
Central Services – Financial Services	0.00%	0
Central Services – Facility Services	0.00%	0
Central Services – Human Resources	0.00%	0
Central Services – Supports for Students	0.00%	0
Central Services – Information Technologies	0.00%	0
Central Services – Student Transportation	0.00%	0
Davidson Creek Elementary	0.00%	0
Fort Saskatchewan Christian	0.00%	0
Fort Saskatchewan Elementary	0.00%	0
Fort Saskatchewan High	0.00%	0
F.R. Haythorne Junior High	0.00%	0
Fultonvale Elementary Junior High	0.00%	0
Glen Allan Elementary	0.00%	0
Heritage Hills Elementary	0.00%	0
James Mowat Elementary	0.00%	0
Lakeland Ridge	0.00%	0
Lamont Elementary	0.00%	0
Lamont High	0.00%	0
Mills Haven Elementary	0.00%	0
Mundare School	0.00%	0
Next Step	0.00%	0
École Parc Élémentaire	0.00%	0

Staff Engagement Survey 2021-22

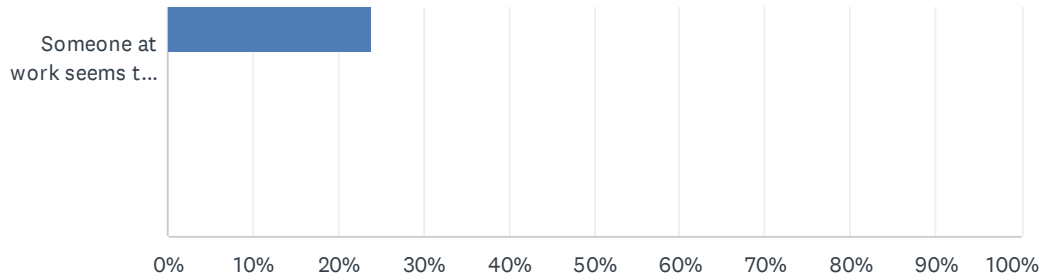
Pine Street Elementary	100.00%	23
Rudolph Hennig Junior High	0.00%	0
Salisbury Composite High	0.00%	0
Sherwood Heights Junior High	0.00%	0
SouthPointe School	0.00%	0
Strathcona Christian Academy Elementary	0.00%	0
Strathcona Christian Academy Secondary	0.00%	0
Uncas Elementary	0.00%	0
Vegreville Composite High	0.00%	0
Wes Hosford Elementary	0.00%	0
Westboro Elementary	0.00%	0
Win Ferguson Elementary	0.00%	0
Woodbridge Farms Elementary	0.00%	0
Leadership	0.00%	0
TOTAL		23

Q3 Using the following four descriptors—very satisfied, satisfied, dissatisfied and very dissatisfied—provide your responses to the following questions:

Answered: 21 Skipped: 2



Staff Engagement Survey 2021-22

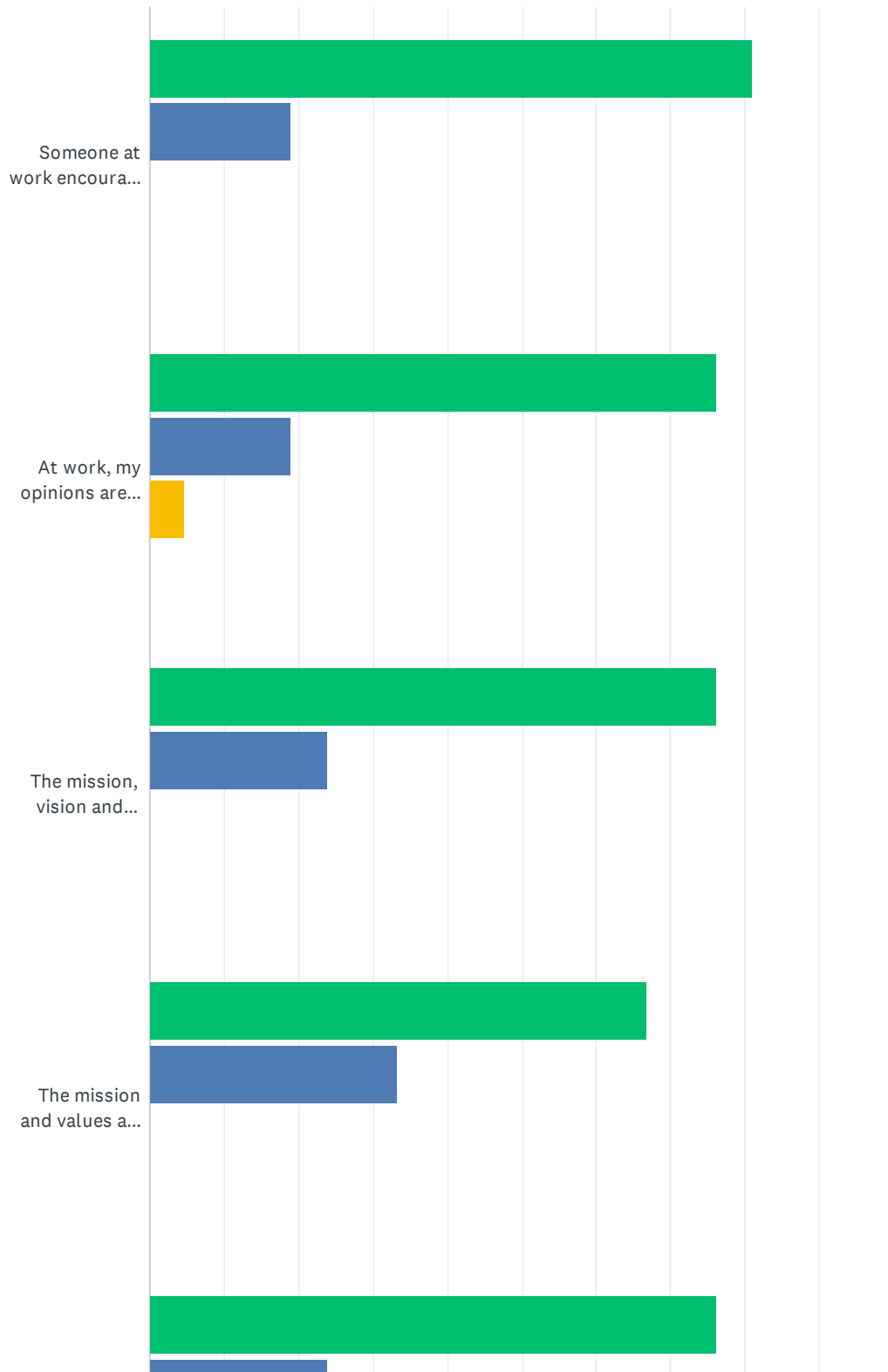


■ Very Satisfi...
 ■ Satisfied
 ■ Dissatisfied
 ■ Very Dissat...

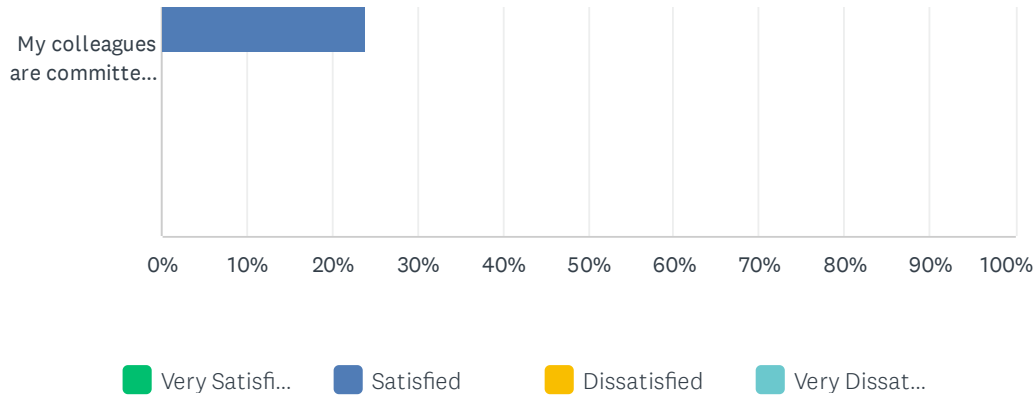
	VERY SATISFIED	SATISFIED	DISSATISFIED	VERY DISSATISFIED	TOTAL
I know what's expected of me at work.	90.48% 19	9.52% 2	0.00% 0	0.00% 0	21
I have the materials and equipment I need to do my work.	71.43% 15	28.57% 6	0.00% 0	0.00% 0	21
At work, I have the opportunity to do what I do best every day.	71.43% 15	23.81% 5	4.76% 1	0.00% 0	21
I receive recognition or praise for doing good work.	76.19% 16	23.81% 5	0.00% 0	0.00% 0	21
Someone at work seems to care about me as a person.	76.19% 16	23.81% 5	0.00% 0	0.00% 0	21

Q4 Using the following four descriptors—very satisfied, satisfied, dissatisfied and very dissatisfied—provide your responses to the following questions:

Answered: 21 Skipped: 2



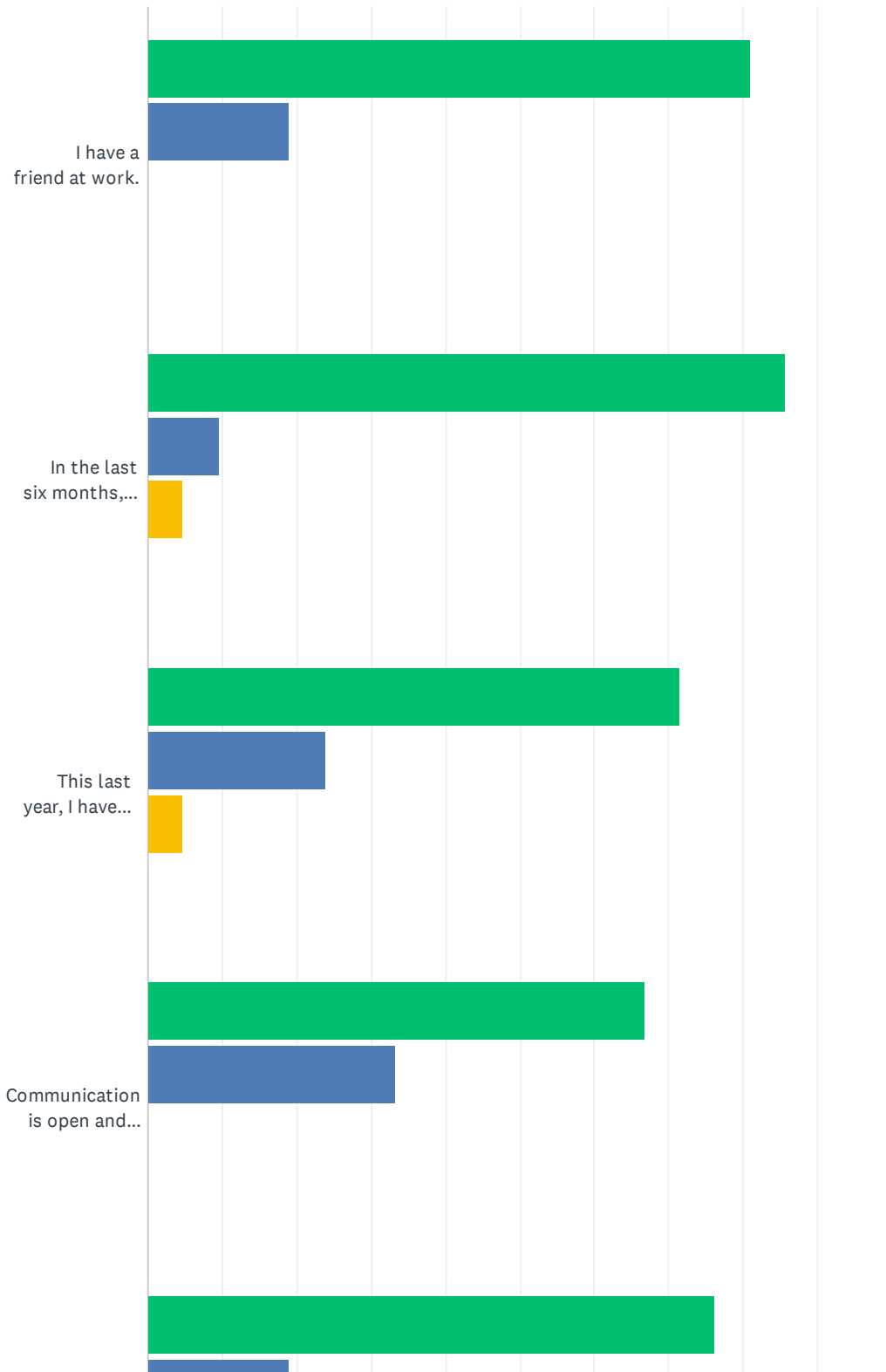
Staff Engagement Survey 2021-22



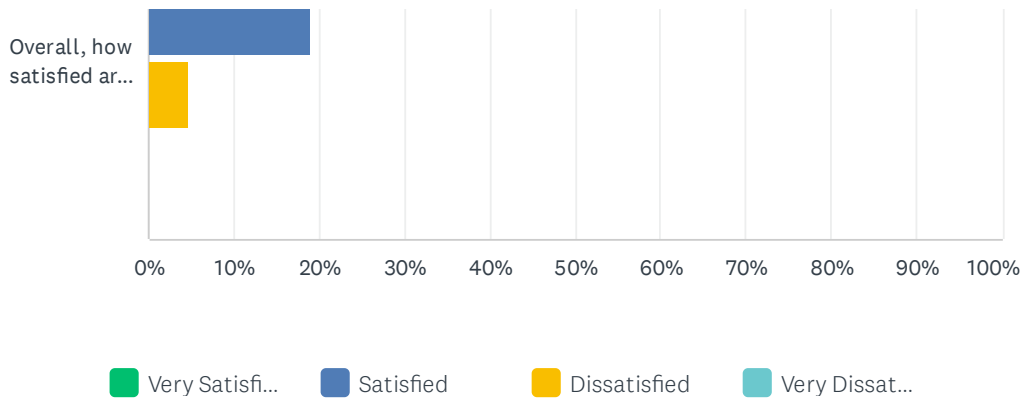
	VERY SATISFIED	SATISFIED	DISSATISFIED	VERY DISSATISFIED	TOTAL
Someone at work encourages my professional development.	80.95% 17	19.05% 4	0.00% 0	0.00% 0	21
At work, my opinions are considered.	76.19% 16	19.05% 4	4.76% 1	0.00% 0	21
The mission, vision and goals of my school or department make me feel my job is important.	76.19% 16	23.81% 5	0.00% 0	0.00% 0	21
The mission and values as well as the priorities and goals of Elk Island Public Schools make me feel my job is important.	66.67% 14	33.33% 7	0.00% 0	0.00% 0	21
My colleagues are committed to doing quality work.	76.19% 16	23.81% 5	0.00% 0	0.00% 0	21

Q5 Using the following four descriptors—very satisfied, satisfied, dissatisfied and very dissatisfied—provide your responses to the following questions:

Answered: 21 Skipped: 2



Staff Engagement Survey 2021-22



	VERY SATISFIED	SATISFIED	DISSATISFIED	VERY DISSATISFIED	TOTAL
I have a friend at work.	80.95% 17	19.05% 4	0.00% 0	0.00% 0	21
In the last six months, someone at work has talked to me about my progress.	85.71% 18	9.52% 2	4.76% 1	0.00% 0	21
This last year, I have had opportunities at work to learn and grow.	71.43% 15	23.81% 5	4.76% 1	0.00% 0	21
Communication is open and transparent in my school or department.	66.67% 14	33.33% 7	0.00% 0	0.00% 0	21
Overall, how satisfied are you with your school or department as a place to work?	76.19% 16	19.05% 4	4.76% 1	0.00% 0	21