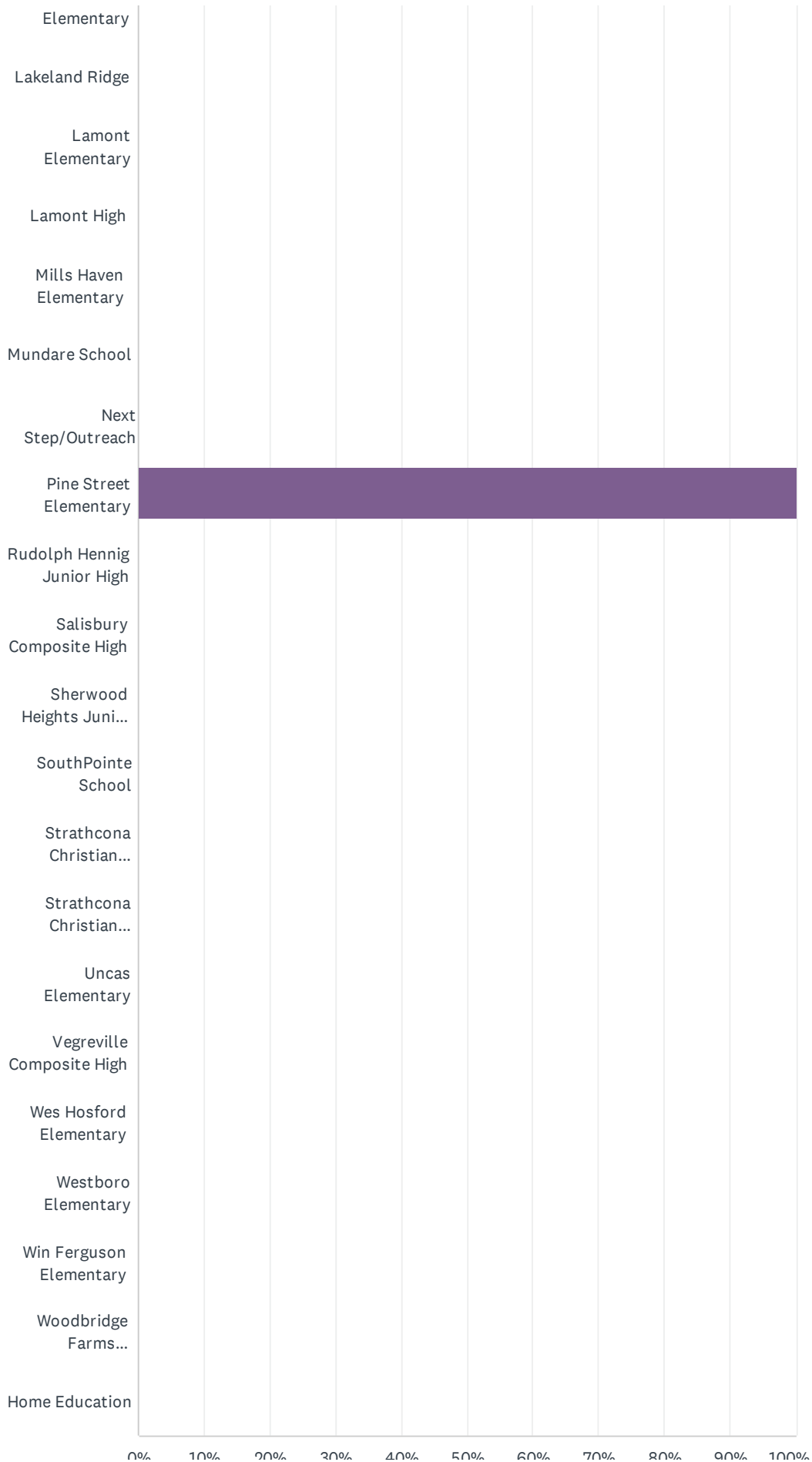




# EIPS Parent Survey 2021-22



# EIPS Parent Survey 2021-22

0% 10% 20% 30% 40% 50% 60% 70% 80% 90% 100%

## EIPS Parent Survey 2021-22

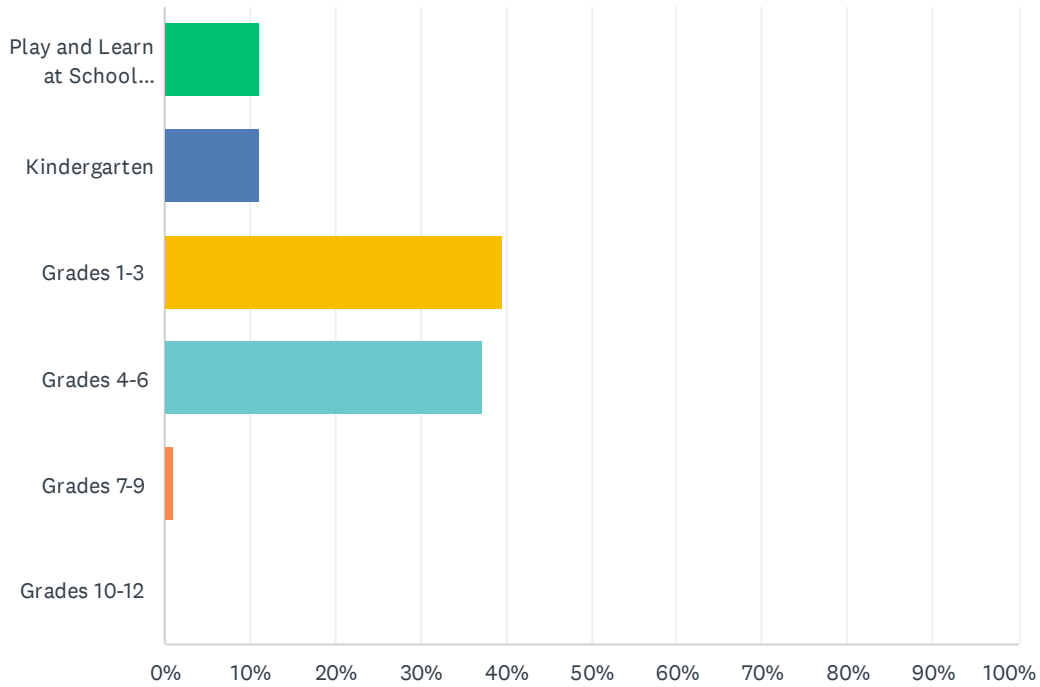
ANSWER CHOICES	RESPONSES	
A.L. Horton Elementary	0.00%	0
Andrew School	0.00%	0
Ardrossan Elementary	0.00%	0
Ardrossan Junior Senior High	0.00%	0
Bev Facey Community High	0.00%	0
Brentwood Elementary	0.00%	0
Bruderheim School	0.00%	0
Clover Bar Junior High	0.00%	0
Davidson Creek Elementary	0.00%	0
École Campbelltown	0.00%	0
École Parc Élémentaire	0.00%	0
F.R. Haythorne Junior High	0.00%	0
Fort Saskatchewan Christian	0.00%	0
Fort Saskatchewan Elementary	0.00%	0
Fort Saskatchewan High	0.00%	0
Fultonvale Elementary Junior High	0.00%	0
Glen Allan Elementary	0.00%	0
Heritage Hills Elementary	0.00%	0
James Mowat Elementary	0.00%	0
Lakeland Ridge	0.00%	0
Lamont Elementary	0.00%	0
Lamont High	0.00%	0
Mills Haven Elementary	0.00%	0
Mundare School	0.00%	0
Next Step/Outreach	0.00%	0
Pine Street Elementary	100.00%	91
Rudolph Hennig Junior High	0.00%	0
Salisbury Composite High	0.00%	0
Sherwood Heights Junior High	0.00%	0
SouthPointe School	0.00%	0
Strathcona Christian Academy Elementary	0.00%	0
Strathcona Christian Academy Secondary	0.00%	0

EIPS Parent Survey 2021-22

Uncas Elementary	0.00%	0
Vegreville Composite High	0.00%	0
Wes Hosford Elementary	0.00%	0
Westboro Elementary	0.00%	0
Win Ferguson Elementary	0.00%	0
Woodbridge Farms Elementary	0.00%	0
Home Education	0.00%	0
<b>TOTAL</b>		<b>91</b>

## Q2 What grade is your child currently in?

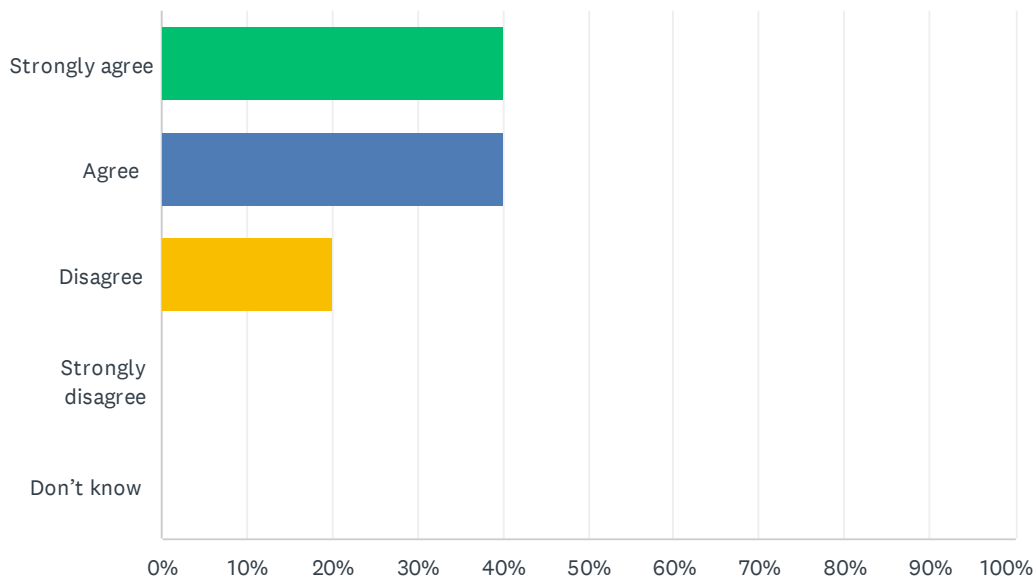
Answered: 91 Skipped: 0



ANSWER CHOICES	RESPONSES	
Play and Learn at School (PALS)	10.99%	10
Kindergarten	10.99%	10
Grades 1-3	39.56%	36
Grades 4-6	37.36%	34
Grades 7-9	1.10%	1
Grades 10-12	0.00%	0
<b>TOTAL</b>		<b>91</b>

### Q3 As a result of being in the Play and Learn at School (PALS) program, my child's demonstrating growth in their development.

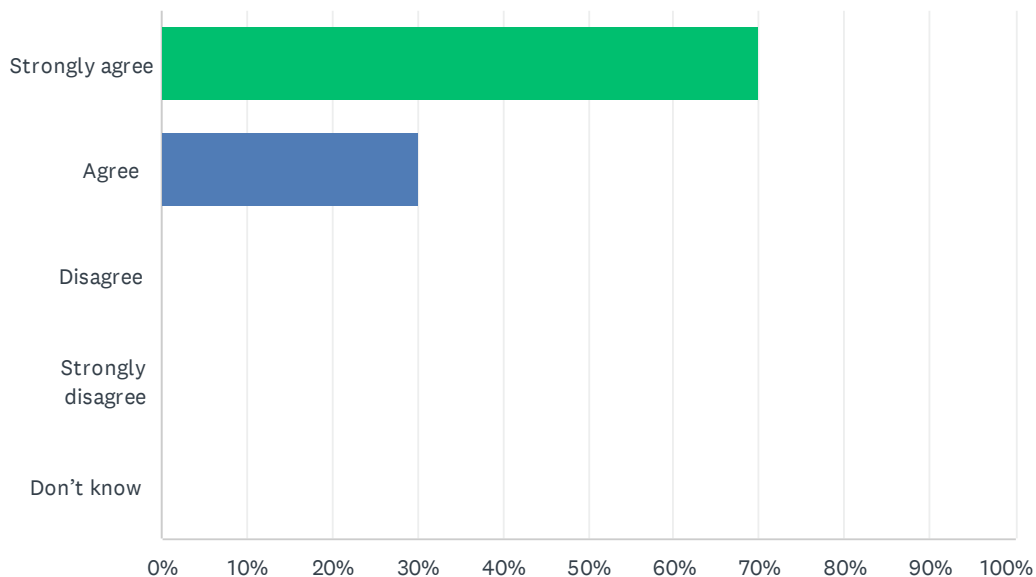
Answered: 10 Skipped: 81



ANSWER CHOICES	RESPONSES	
Strongly agree	40.00%	4
Agree	40.00%	4
Disagree	20.00%	2
Strongly disagree	0.00%	0
Don't know	0.00%	0
<b>TOTAL</b>		<b>10</b>

### Q4 As a result of being in the Kindergarten program, my child's becoming ready to enter Grade 1.

Answered: 10 Skipped: 81

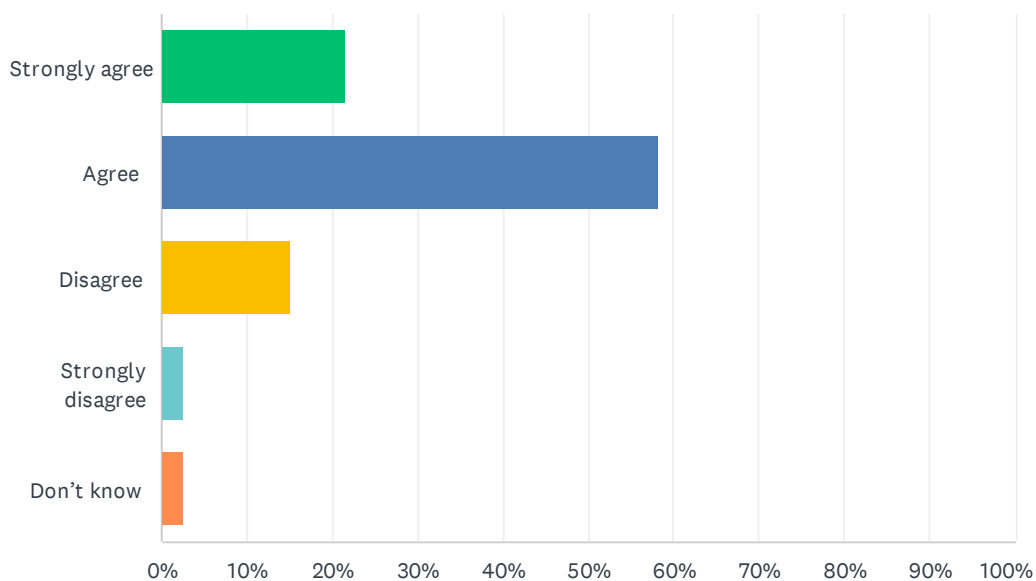


ANSWER CHOICES	RESPONSES	
Strongly agree	70.00%	7
Agree	30.00%	3
Disagree	0.00%	0
Strongly disagree	0.00%	0
Don't know	0.00%	0
<b>TOTAL</b>		<b>10</b>



## Q5 My child's individual needs are met.

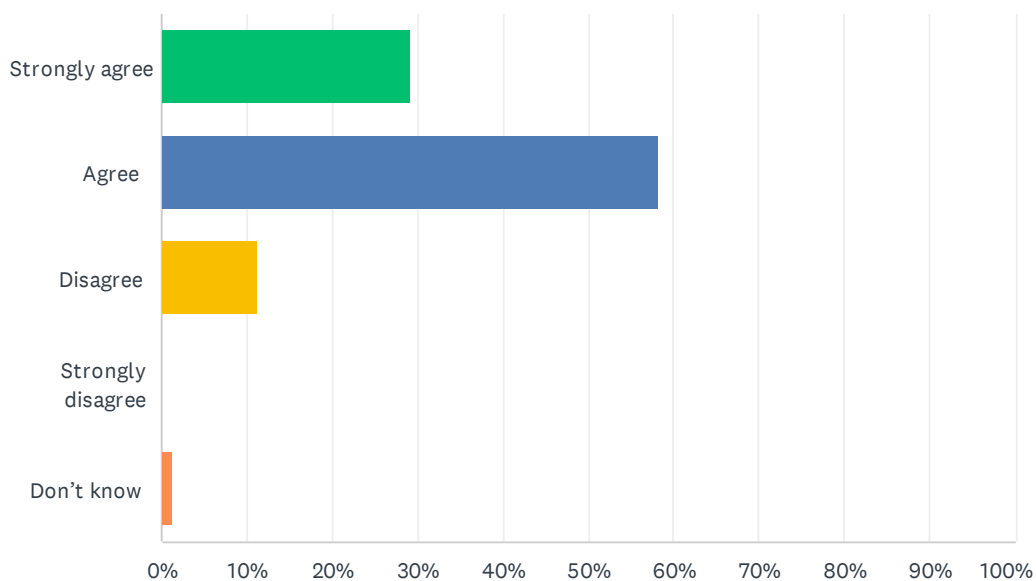
Answered: 79 Skipped: 12



ANSWER CHOICES	RESPONSES	
Strongly agree	21.52%	17
Agree	58.23%	46
Disagree	15.19%	12
Strongly disagree	2.53%	2
Don't know	2.53%	2
<b>TOTAL</b>		<b>79</b>

## Q6 My child's encouraged to do their best.

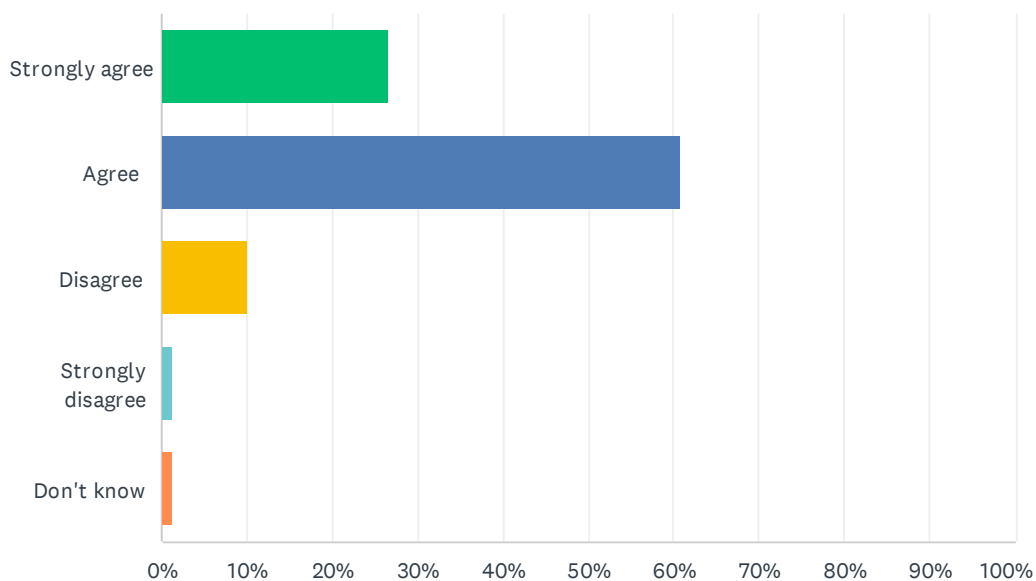
Answered: 79 Skipped: 12



ANSWER CHOICES	RESPONSES	
Strongly agree	29.11%	23
Agree	58.23%	46
Disagree	11.39%	9
Strongly disagree	0.00%	0
Don't know	1.27%	1
<b>TOTAL</b>		<b>79</b>

## Q7 My child's demonstrating growth in literacy.

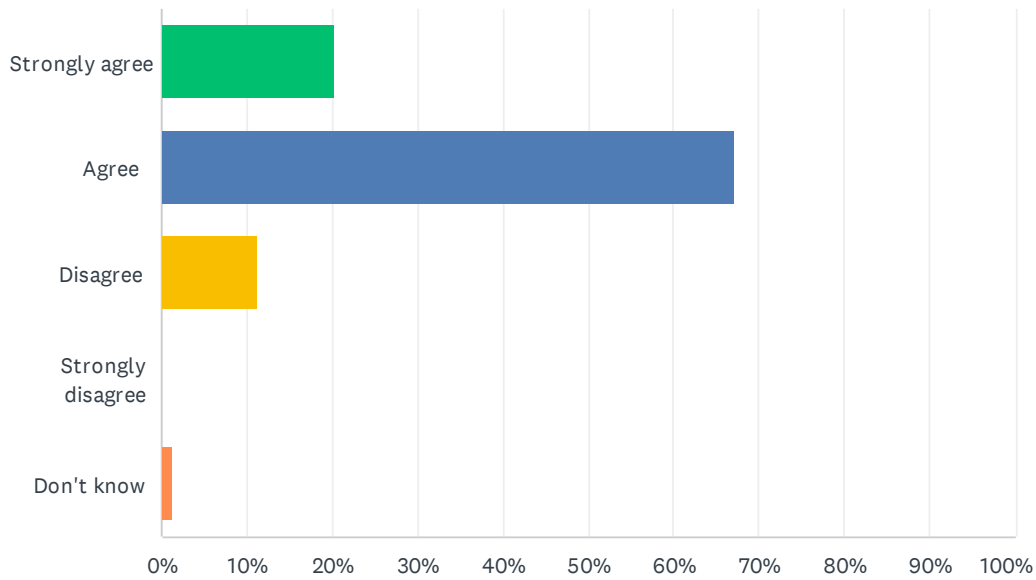
Answered: 79 Skipped: 12



ANSWER CHOICES	RESPONSES	
Strongly agree	26.58%	21
Agree	60.76%	48
Disagree	10.13%	8
Strongly disagree	1.27%	1
Don't know	1.27%	1
<b>TOTAL</b>		<b>79</b>

## Q8 My child's demonstrating growth in numeracy.

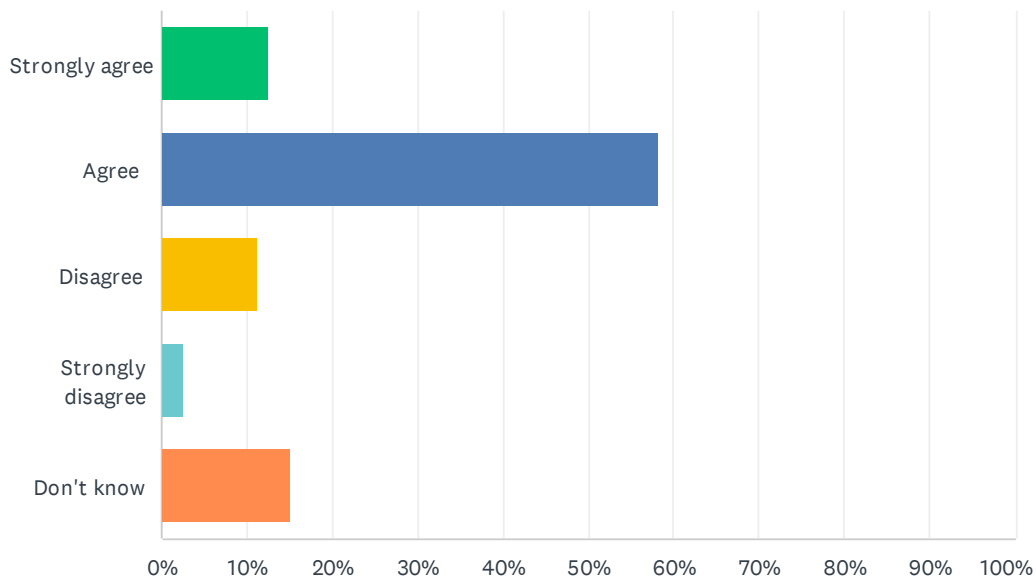
Answered: 79 Skipped: 12



ANSWER CHOICES	RESPONSES	
Strongly agree	20.25%	16
Agree	67.09%	53
Disagree	11.39%	9
Strongly disagree	0.00%	0
Don't know	1.27%	1
<b>TOTAL</b>		<b>79</b>

## Q9 My child has an understanding of First Nations, Métis and Inuit culture and history.

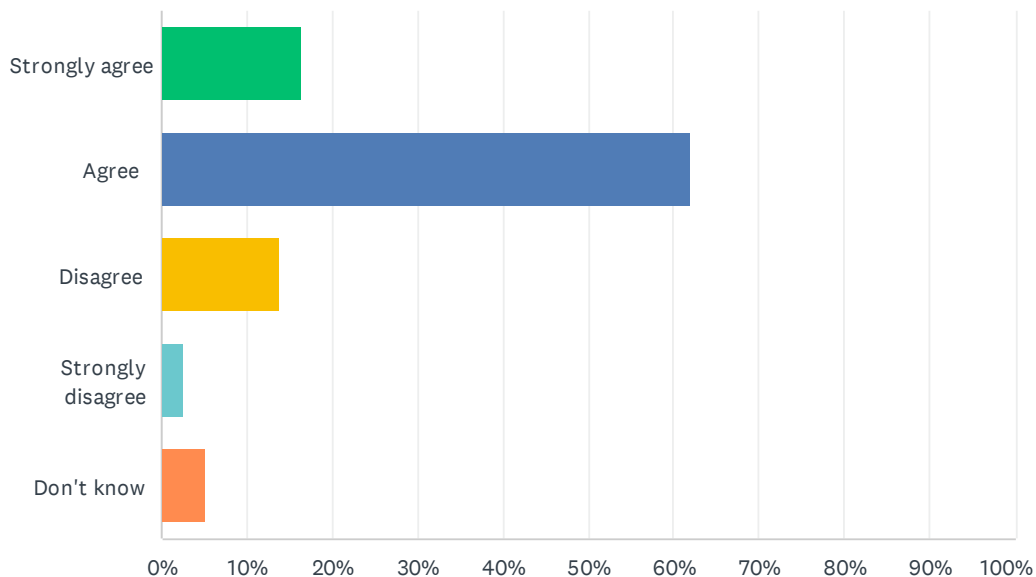
Answered: 79 Skipped: 12



ANSWER CHOICES	RESPONSES	
Strongly agree	12.66%	10
Agree	58.23%	46
Disagree	11.39%	9
Strongly disagree	2.53%	2
Don't know	15.19%	12
<b>TOTAL</b>		<b>79</b>

## Q10 My child's learning the knowledge, skills and attitudes necessary to be successful in life.

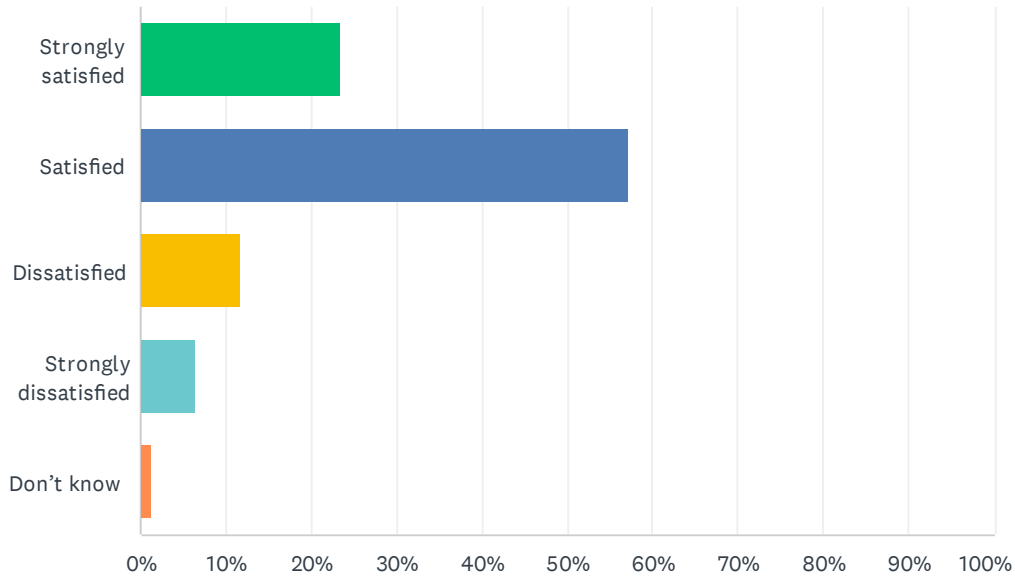
Answered: 79 Skipped: 12



ANSWER CHOICES	RESPONSES	
Strongly agree	16.46%	13
Agree	62.03%	49
Disagree	13.92%	11
Strongly disagree	2.53%	2
Don't know	5.06%	4
<b>TOTAL</b>		<b>79</b>

## Q11 How satisfied are you with the quality of education your child's receiving at school?

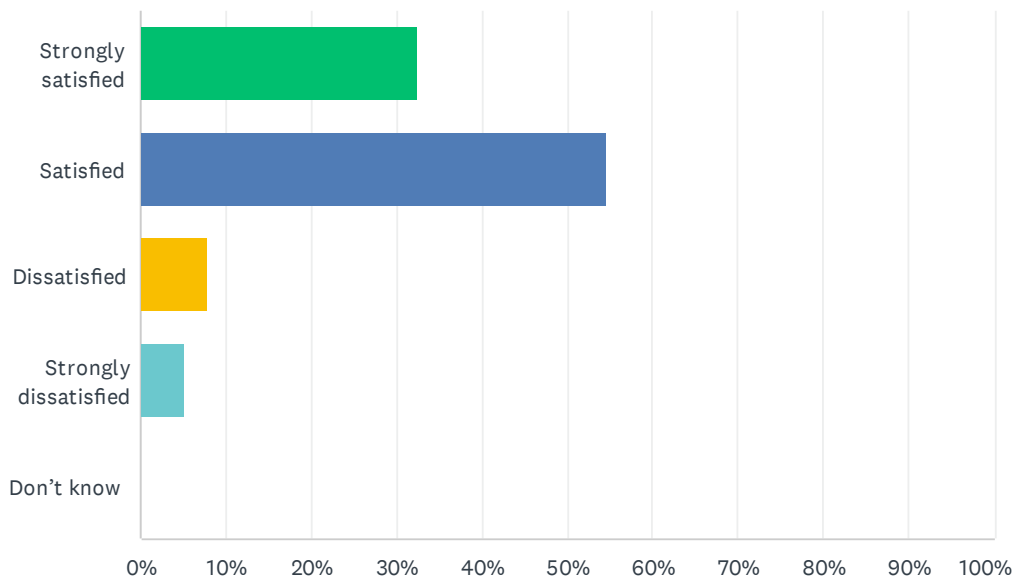
Answered: 77 Skipped: 14



ANSWER CHOICES	RESPONSES	
Strongly satisfied	23.38%	18
Satisfied	57.14%	44
Dissatisfied	11.69%	9
Strongly dissatisfied	6.49%	5
Don't know	1.30%	1
<b>TOTAL</b>		<b>77</b>

## Q12 How satisfied are you with the quality of teaching at your child's school?

Answered: 77 Skipped: 14

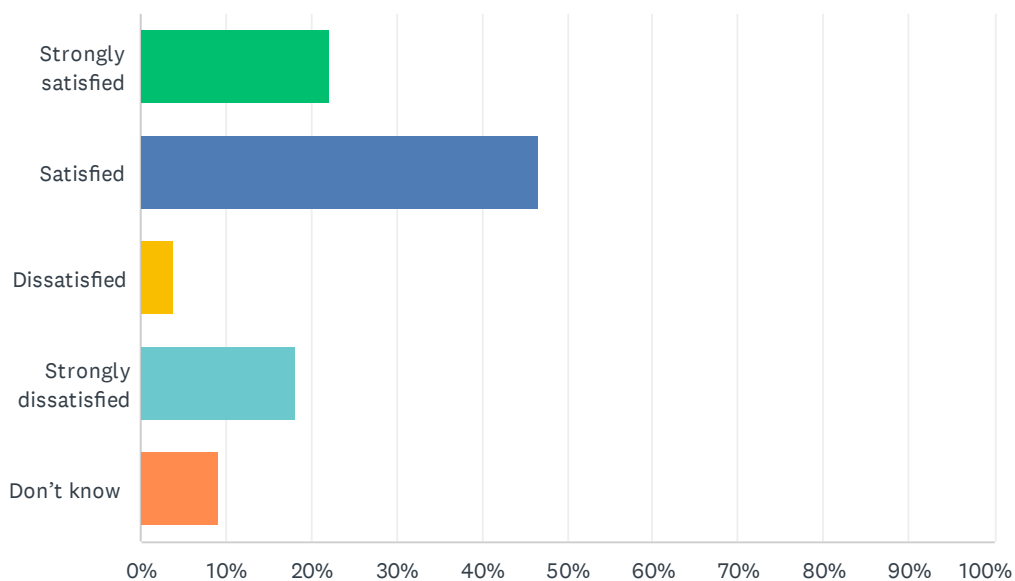


ANSWER CHOICES	RESPONSES	
Strongly satisfied	32.47%	25
Satisfied	54.55%	42
Dissatisfied	7.79%	6
Strongly dissatisfied	5.19%	4
Don't know	0.00%	0
<b>TOTAL</b>		<b>77</b>



### Q13 How satisfied are you with the leadership at your child's school?

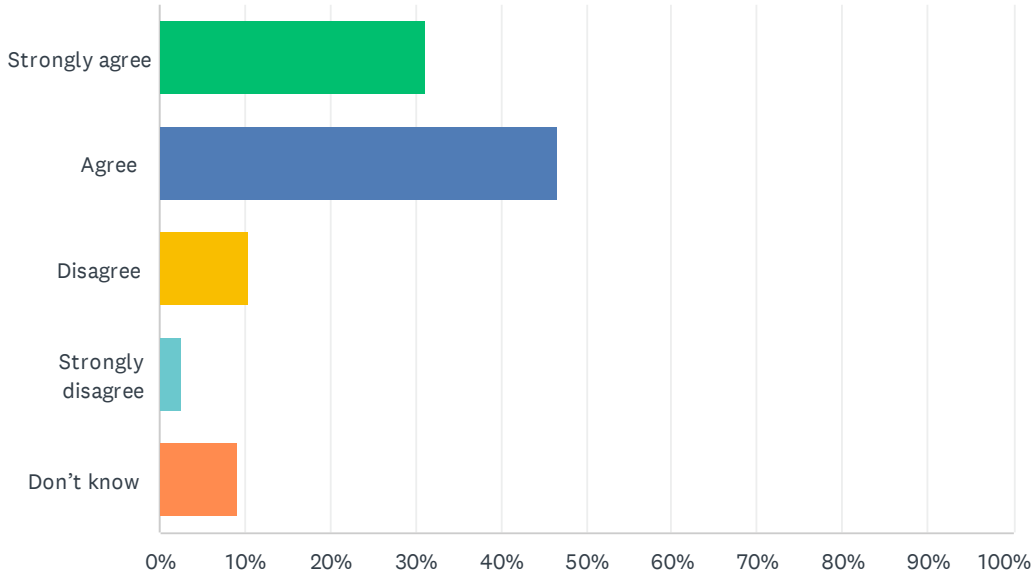
Answered: 77 Skipped: 14



ANSWER CHOICES	RESPONSES	
Strongly satisfied	22.08%	17
Satisfied	46.75%	36
Dissatisfied	3.90%	3
Strongly dissatisfied	18.18%	14
Don't know	9.09%	7
<b>TOTAL</b>		<b>77</b>

### Q14 My child’s school encourages my child to be a responsible, respectful and engaged citizen.

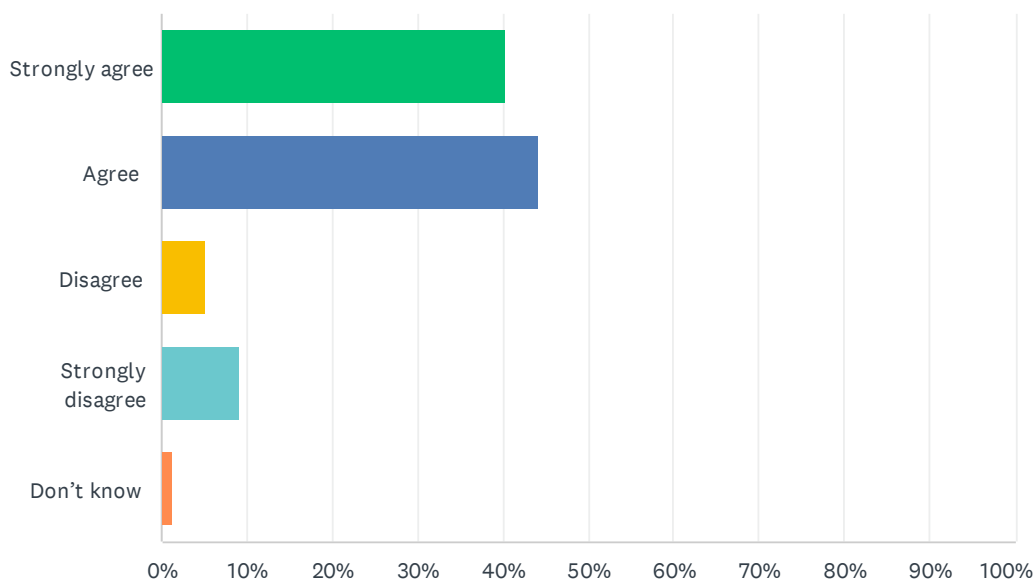
Answered: 77 Skipped: 14



ANSWER CHOICES	RESPONSES	
Strongly agree	31.17%	24
Agree	46.75%	36
Disagree	10.39%	8
Strongly disagree	2.60%	2
Don't know	9.09%	7
<b>TOTAL</b>		<b>77</b>

## Q15 School staff care about my child.

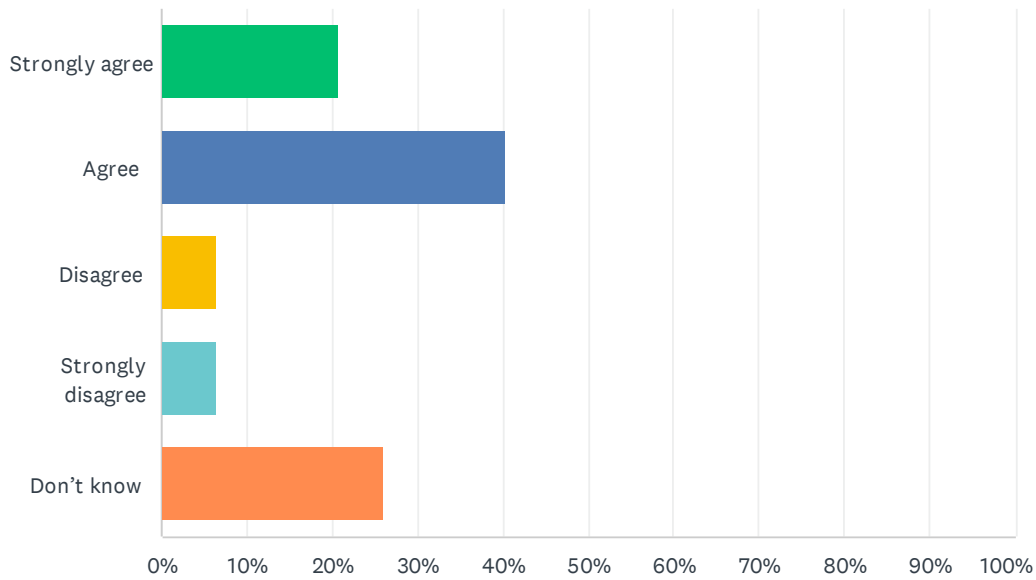
Answered: 77 Skipped: 14



ANSWER CHOICES	RESPONSES	
Strongly agree	40.26%	31
Agree	44.16%	34
Disagree	5.19%	4
Strongly disagree	9.09%	7
Don't know	1.30%	1
<b>TOTAL</b>		<b>77</b>

## Q16 My child's school handles discipline fairly and reasonably.

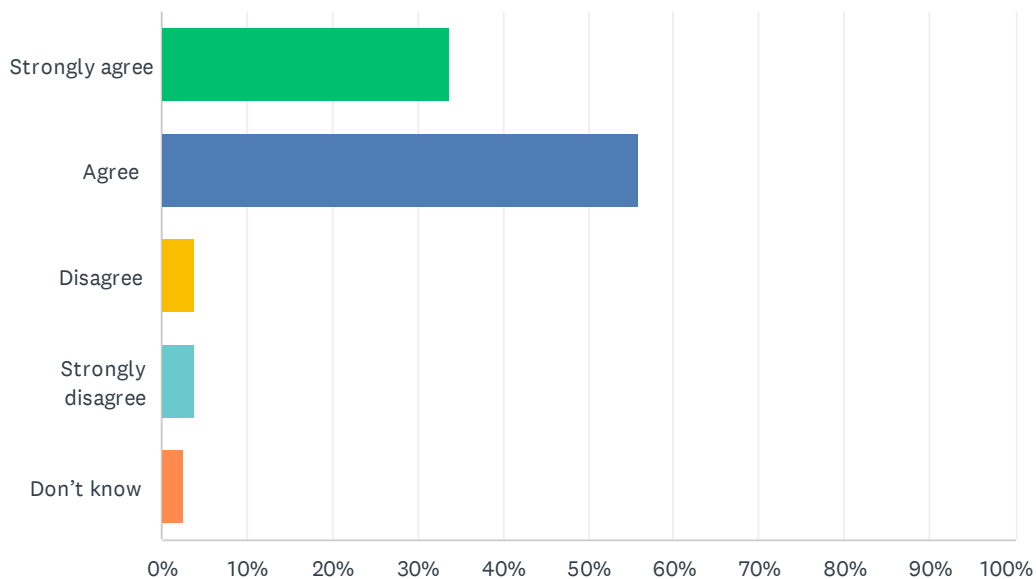
Answered: 77 Skipped: 14



ANSWER CHOICES	RESPONSES	
Strongly agree	20.78%	16
Agree	40.26%	31
Disagree	6.49%	5
Strongly disagree	6.49%	5
Don't know	25.97%	20
<b>TOTAL</b>		<b>77</b>

### Q17 My child's school is safe.

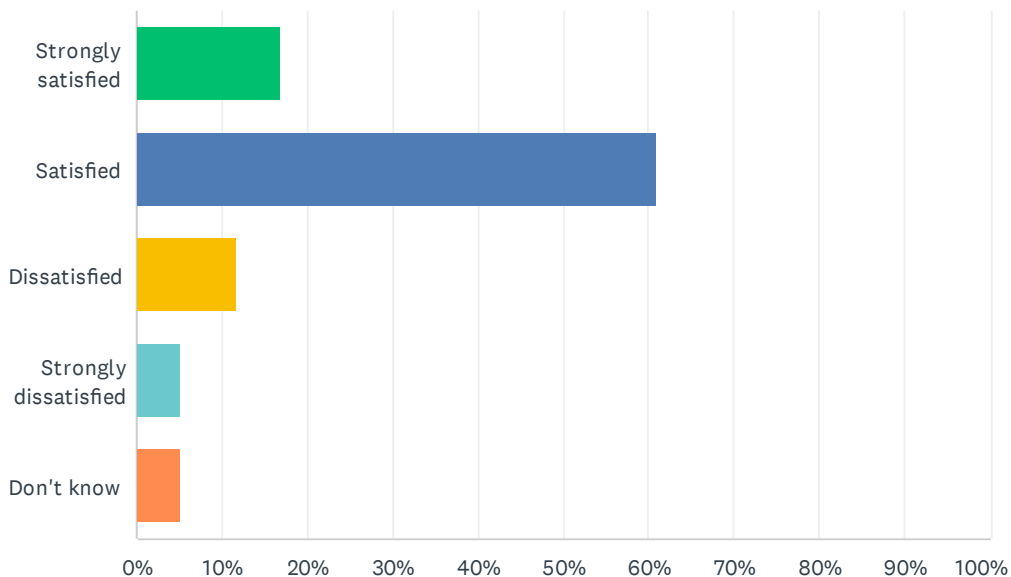
Answered: 77 Skipped: 14



ANSWER CHOICES	RESPONSES	
Strongly agree	33.77%	26
Agree	55.84%	43
Disagree	3.90%	3
Strongly disagree	3.90%	3
Don't know	2.60%	2
<b>TOTAL</b>		<b>77</b>

## Q18 How satisfied are you with the resources available to support your child's learning?

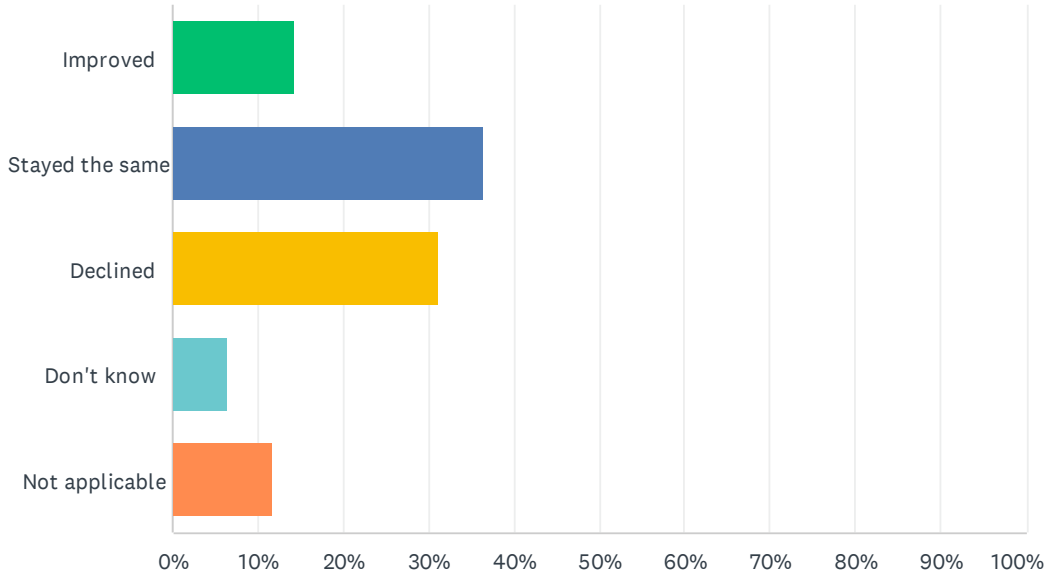
Answered: 77 Skipped: 14



ANSWER CHOICES	RESPONSES	
Strongly satisfied	16.88%	13
Satisfied	61.04%	47
Dissatisfied	11.69%	9
Strongly dissatisfied	5.19%	4
Don't know	5.19%	4
<b>TOTAL</b>		<b>77</b>

### Q19 In your opinion, has the quality of education your child experienced improved, stayed the same or declined in the past three years?

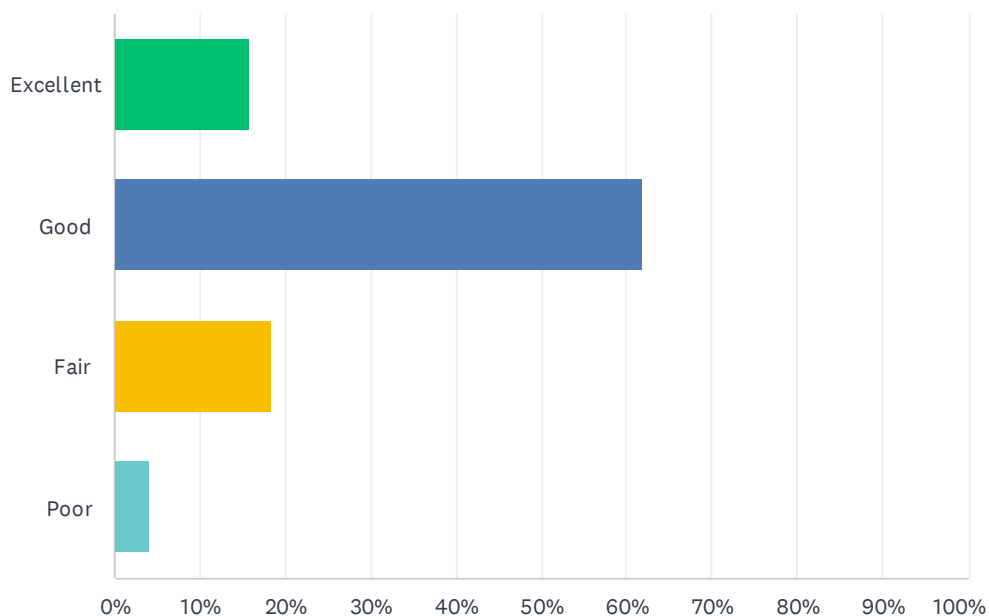
Answered: 77 Skipped: 14



ANSWER CHOICES	RESPONSES	
Improved	14.29%	11
Stayed the same	36.36%	28
Declined	31.17%	24
Don't know	6.49%	5
Not applicable	11.69%	9
<b>TOTAL</b>		<b>77</b>

## Q20 How do you rate the physical condition of your child's school?

Answered: 76 Skipped: 15

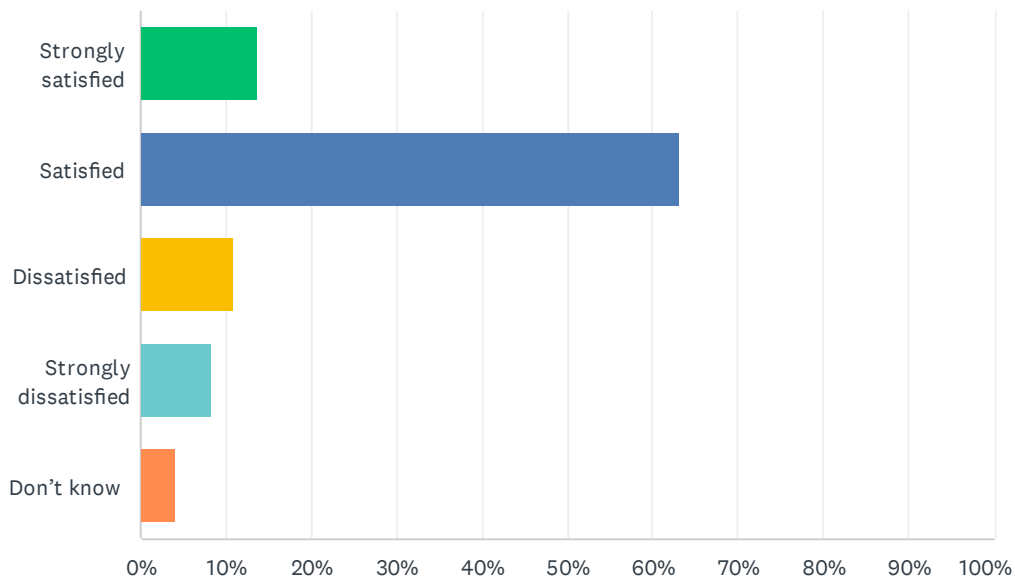


ANSWER CHOICES	RESPONSES	
Excellent	15.79%	12
Good	61.84%	47
Fair	18.42%	14
Poor	3.95%	3
TOTAL		76



## Q21 How satisfied are you with the opportunities provided to be involved in your child's education?

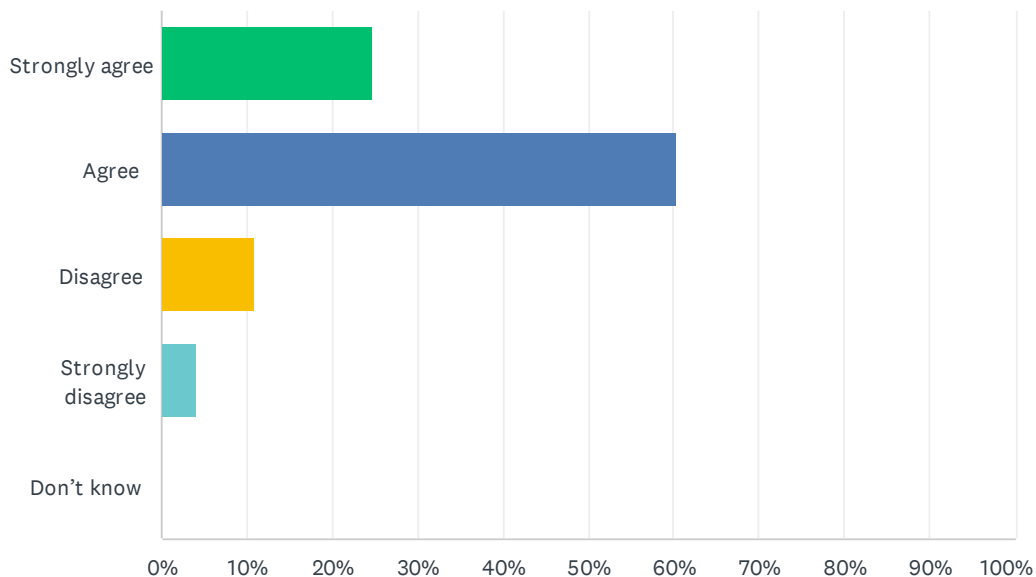
Answered: 73 Skipped: 18



ANSWER CHOICES	RESPONSES	
Strongly satisfied	13.70%	10
Satisfied	63.01%	46
Dissatisfied	10.96%	8
Strongly dissatisfied	8.22%	6
Don't know	4.11%	3
<b>TOTAL</b>		<b>73</b>

## Q22 The school keeps me informed about my child's progress and achievement.

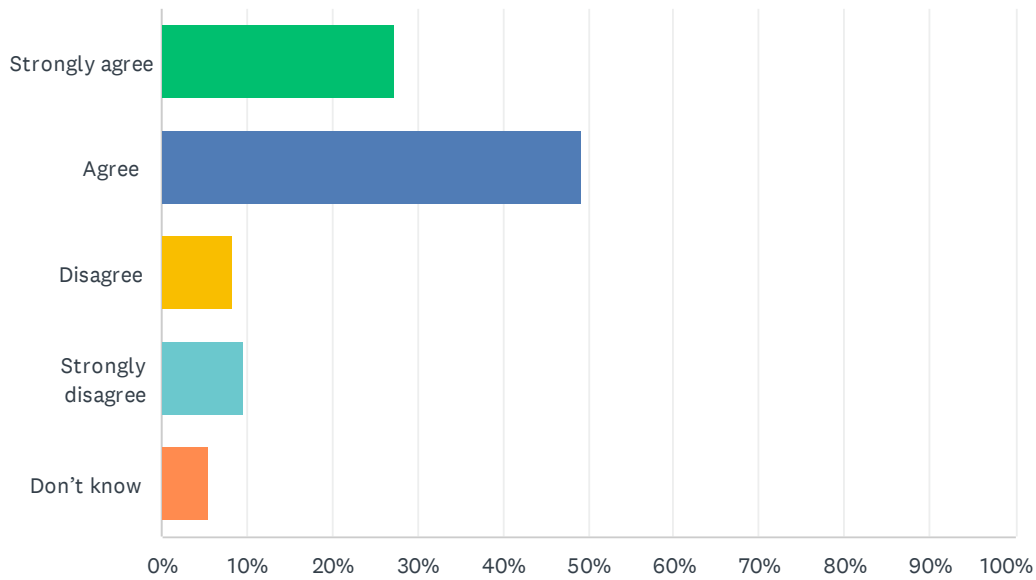
Answered: 73 Skipped: 18



ANSWER CHOICES	RESPONSES	
Strongly agree	24.66%	18
Agree	60.27%	44
Disagree	10.96%	8
Strongly disagree	4.11%	3
Don't know	0.00%	0
<b>TOTAL</b>		<b>73</b>

## Q23 There is open and honest communication within my child's school.

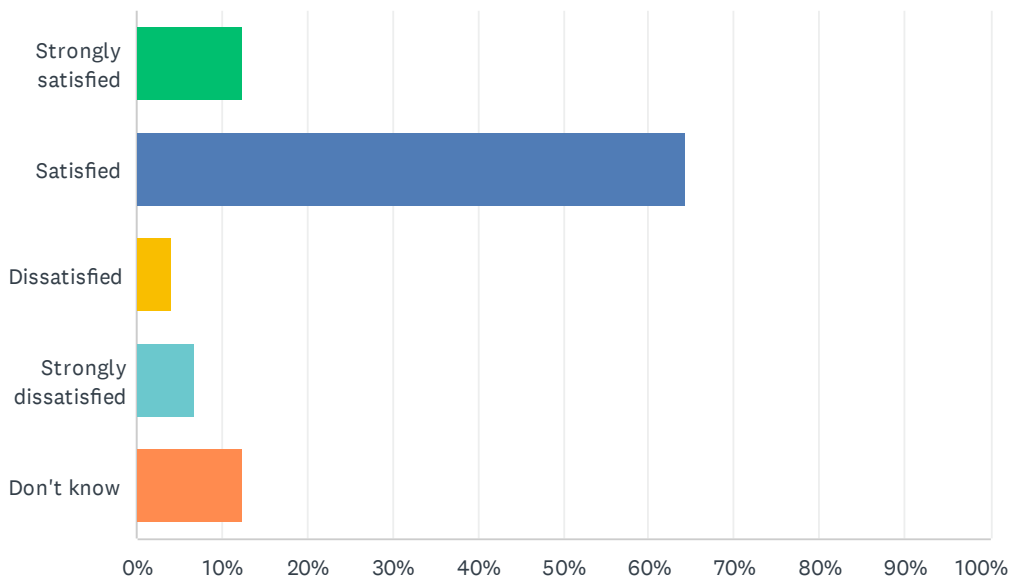
Answered: 73 Skipped: 18



ANSWER CHOICES	RESPONSES	
Strongly agree	27.40%	20
Agree	49.32%	36
Disagree	8.22%	6
Strongly disagree	9.59%	7
Don't know	5.48%	4
<b>TOTAL</b>		<b>73</b>

## Q24 How satisfied are you with the Division’s commitment to engaging families in matters that affect public education?

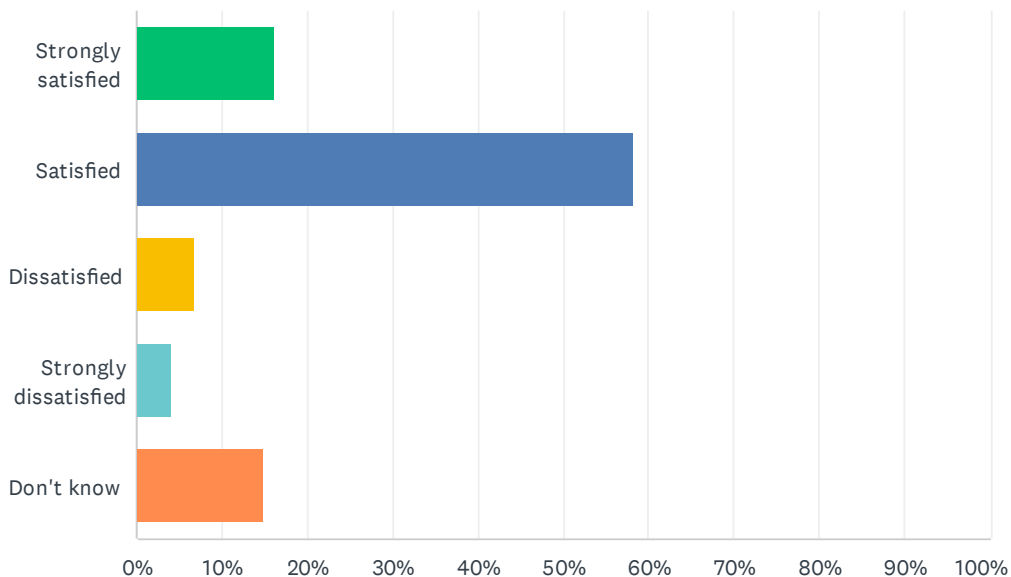
Answered: 73 Skipped: 18



ANSWER CHOICES	RESPONSES	
Strongly satisfied	12.33%	9
Satisfied	64.38%	47
Dissatisfied	4.11%	3
Strongly dissatisfied	6.85%	5
Don't know	12.33%	9
<b>TOTAL</b>		<b>73</b>

## Q25 How satisfied are you with the Division’s commitment to advocating for public education?

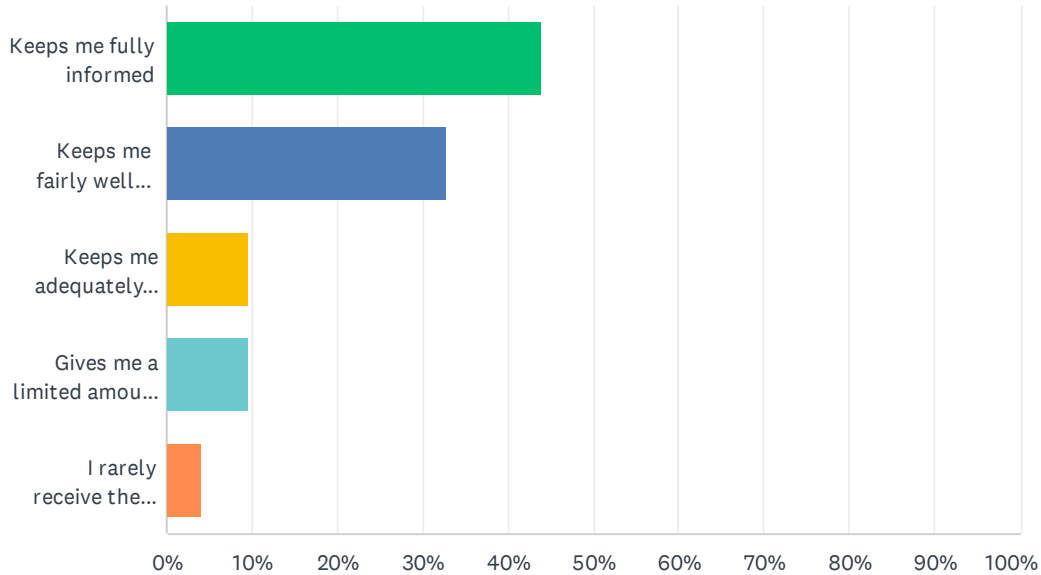
Answered: 74 Skipped: 17



ANSWER CHOICES	RESPONSES	
Strongly satisfied	16.22%	12
Satisfied	58.11%	43
Dissatisfied	6.76%	5
Strongly dissatisfied	4.05%	3
Don't know	14.86%	11
<b>TOTAL</b>		<b>74</b>

Q26 Elk Island Public Schools appreciates the opportunity to stay connected with parents about news, activities, programs and other matters of importance. What is your impression of the communication you receive from your child's school?

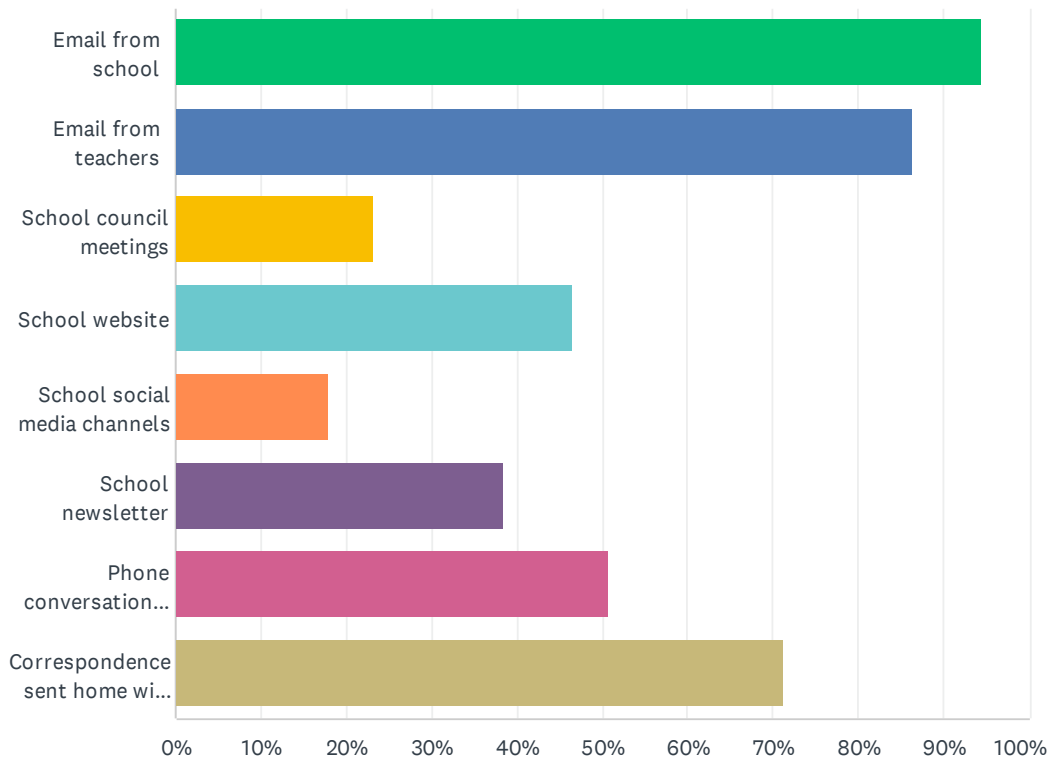
Answered: 73 Skipped: 18



ANSWER CHOICES	RESPONSES	
Keeps me fully informed	43.84%	32
Keeps me fairly well informed	32.88%	24
Keeps me adequately informed	9.59%	7
Gives me a limited amount of information	9.59%	7
I rarely receive the information I need	4.11%	3
<b>TOTAL</b>		<b>73</b>

### Q27 Do you regularly make use of the following to keep up to date on school activities, programs, etc.? Check all that apply.

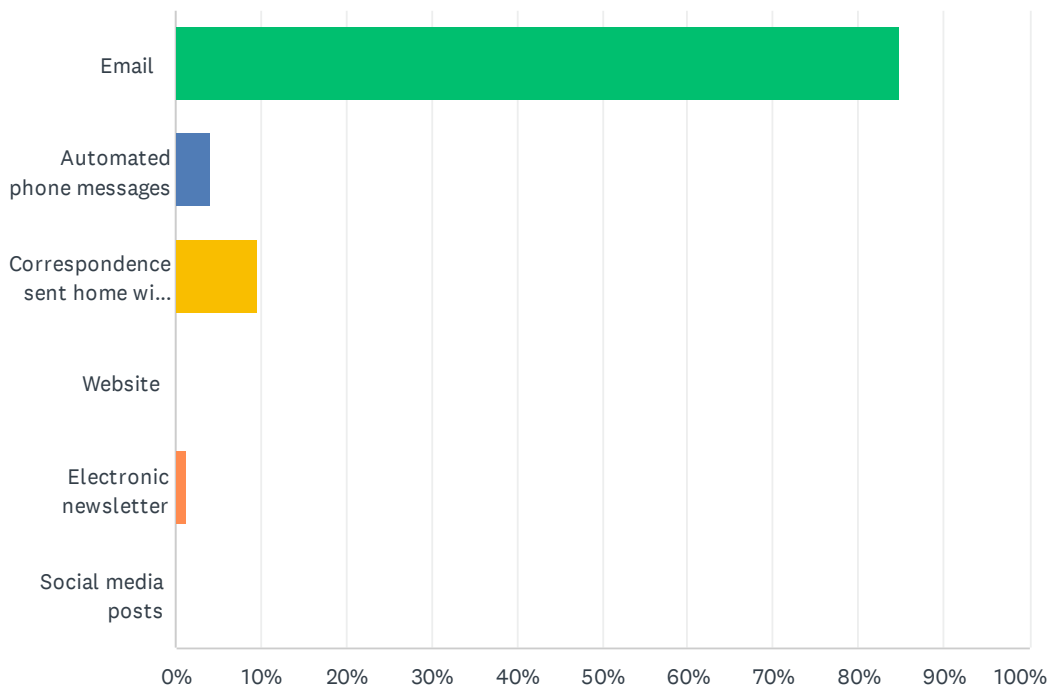
Answered: 73 Skipped: 18



ANSWER CHOICES	RESPONSES	
Email from school	94.52%	69
Email from teachers	86.30%	63
School council meetings	23.29%	17
School website	46.58%	34
School social media channels	17.81%	13
School newsletter	38.36%	28
Phone conversations with the school or teachers	50.68%	37
Correspondence sent home with my child	71.23%	52
Total Respondents: 73		

## Q28 What is your most preferred method of communication from the school and Division?

Answered: 73 Skipped: 18

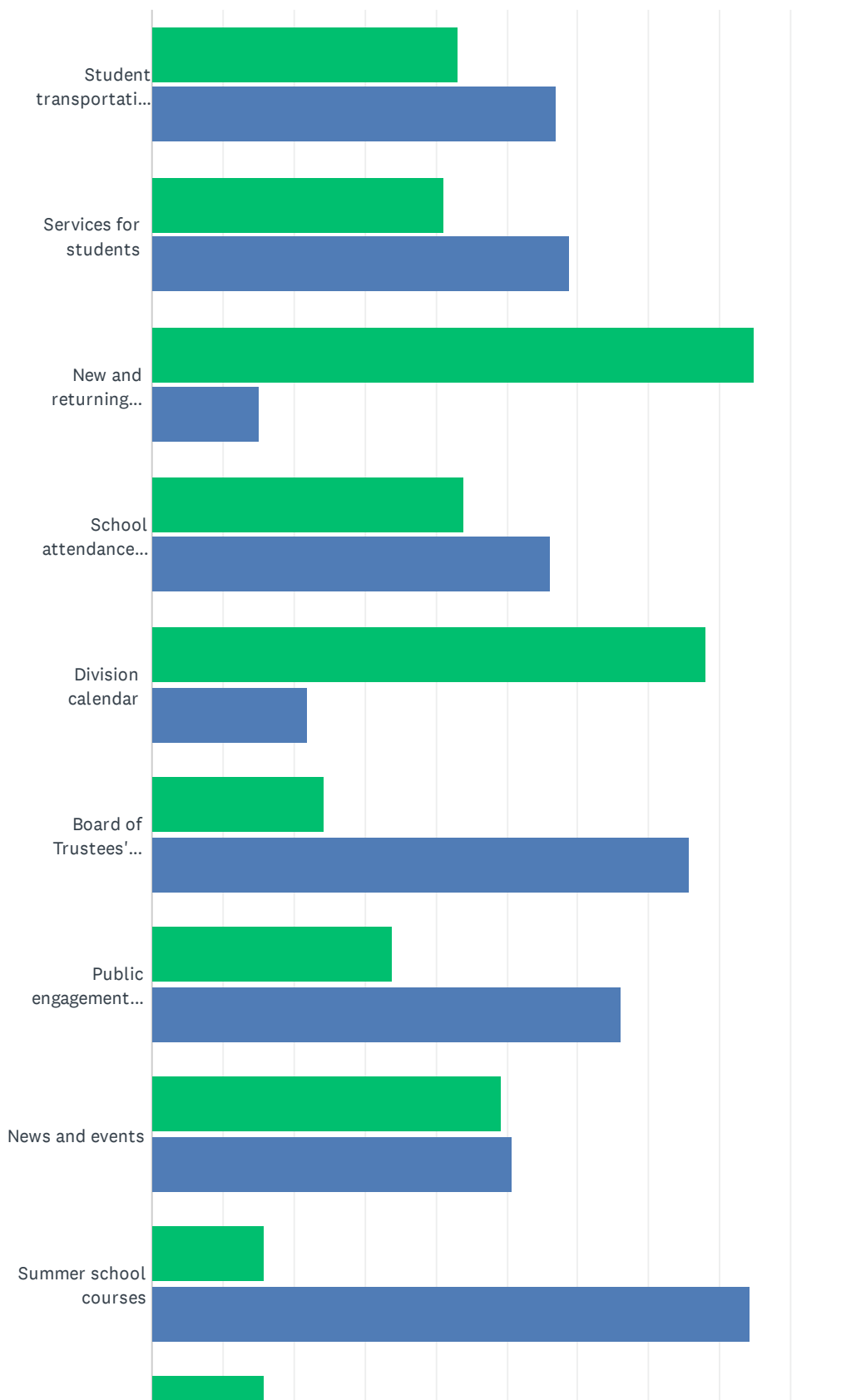


ANSWER CHOICES	RESPONSES	
Email	84.93%	62
Automated phone messages	4.11%	3
Correspondence sent home with my child	9.59%	7
Website	0.00%	0
Electronic newsletter	1.37%	1
Social media posts	0.00%	0
<b>TOTAL</b>		<b>73</b>

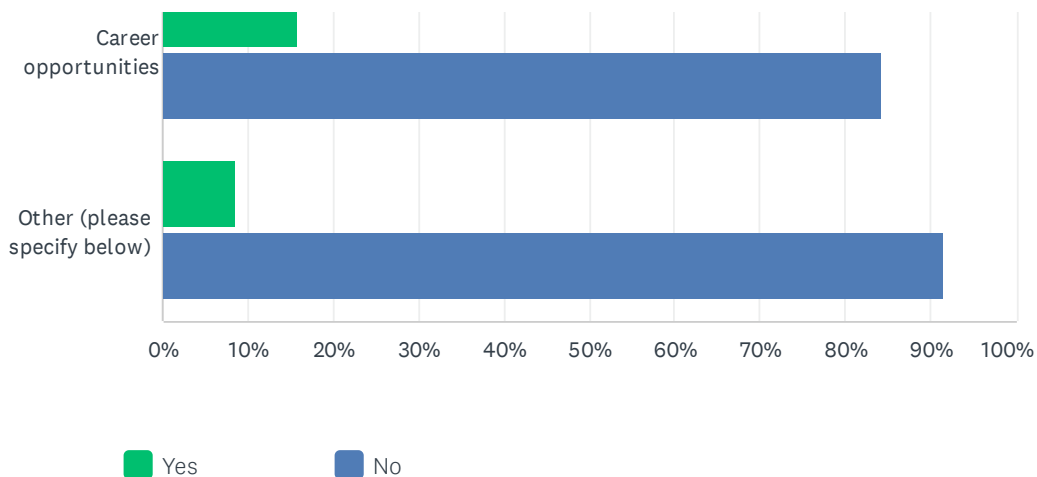


### Q29 Do you visit the Division website (www.eips.ca) for information on:

Answered: 73 Skipped: 18



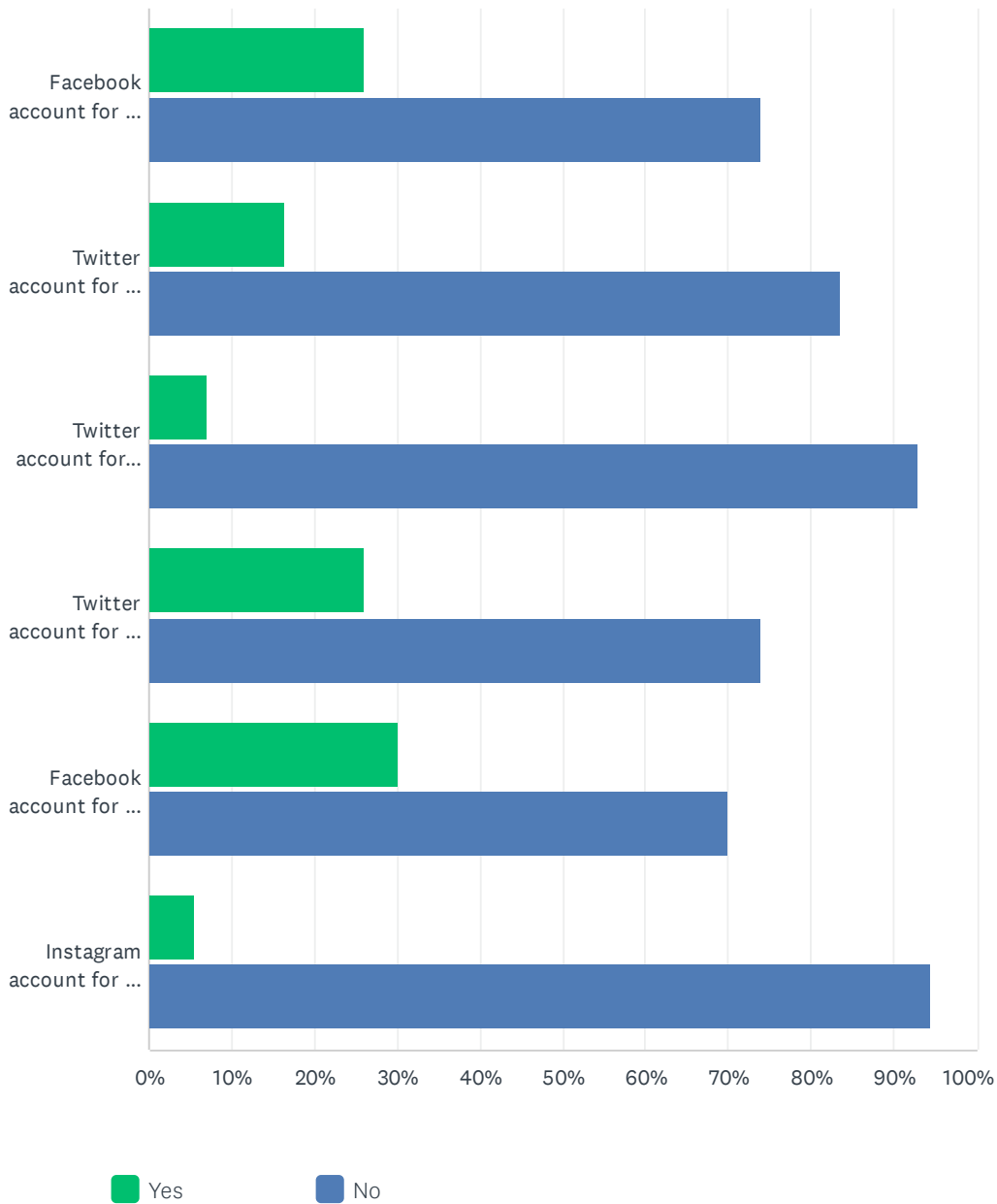
## EIPS Parent Survey 2021-22



	YES	NO	TOTAL	WEIGHTED AVERAGE
Student transportation (busing)	43.06% 31	56.94% 41	72	1.43
Services for students	41.10% 30	58.90% 43	73	1.41
New and returning student registration	84.93% 62	15.07% 11	73	1.85
School attendance boundaries	43.84% 32	56.16% 41	73	1.44
Division calendar	78.08% 57	21.92% 16	73	1.78
Board of Trustees' meetings	24.29% 17	75.71% 53	70	1.24
Public engagement initiatives	33.80% 24	66.20% 47	71	1.34
News and events	49.32% 36	50.68% 37	73	1.49
Summer school courses	15.71% 11	84.29% 59	70	1.16
Career opportunities	15.71% 11	84.29% 59	70	1.16
Other (please specify below)	8.62% 5	91.38% 53	58	1.09

### Q30 The Division and schools often share news and information on social media. Do you follow:

Answered: 73 Skipped: 18



EIPS Parent Survey 2021-22

	YES	NO	TOTAL	WEIGHTED AVERAGE
Facebook account for the Division (@ElkIslandPublicSchools)	26.03% 19	73.97% 54	73	1.26
Twitter account for the Division (@eips)	16.44% 12	83.56% 61	73	1.16
Twitter account for EIPS Student Transportation (@eipsST)	7.04% 5	92.96% 66	71	1.07
Twitter account for my child's school, if applicable	26.03% 19	73.97% 54	73	1.26
Facebook account for my child's school, if applicable	30.14% 22	69.86% 51	73	1.30
Instagram account for my child's school, if applicable	5.56% 4	94.44% 68	72	1.06