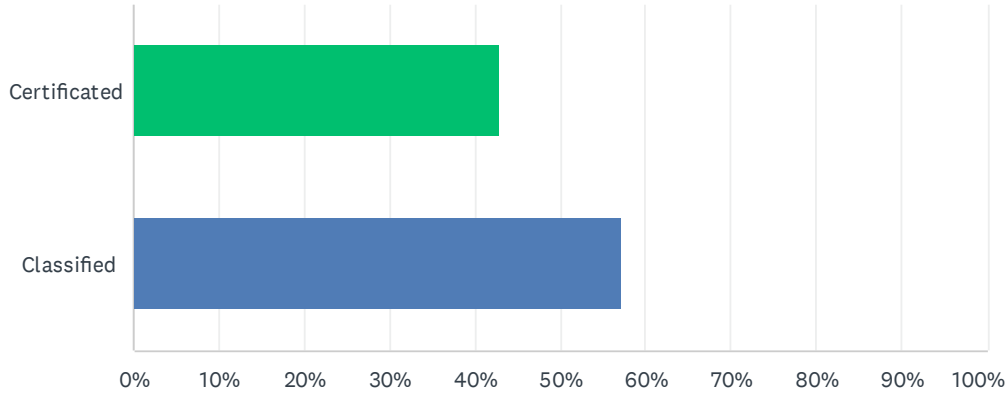


**Q1 Your responses are completely confidential but to assist in the analysis of the information, certain demographic information is required. Please identify your employee group:**

Answered: 35 Skipped: 0



| ANSWER CHOICES | RESPONSES |
|----------------|-----------|
| Certificated   | 42.86% 15 |
| Classified     | 57.14% 20 |
| TOTAL          | 35        |

**Q2 Please identify your site:Principals, directors and Executive Team:  
 Select “Leadership” at the top of the list rather than your specific school or  
 department.Assistant principals and assistant directors: Select your  
 specific school or department.**

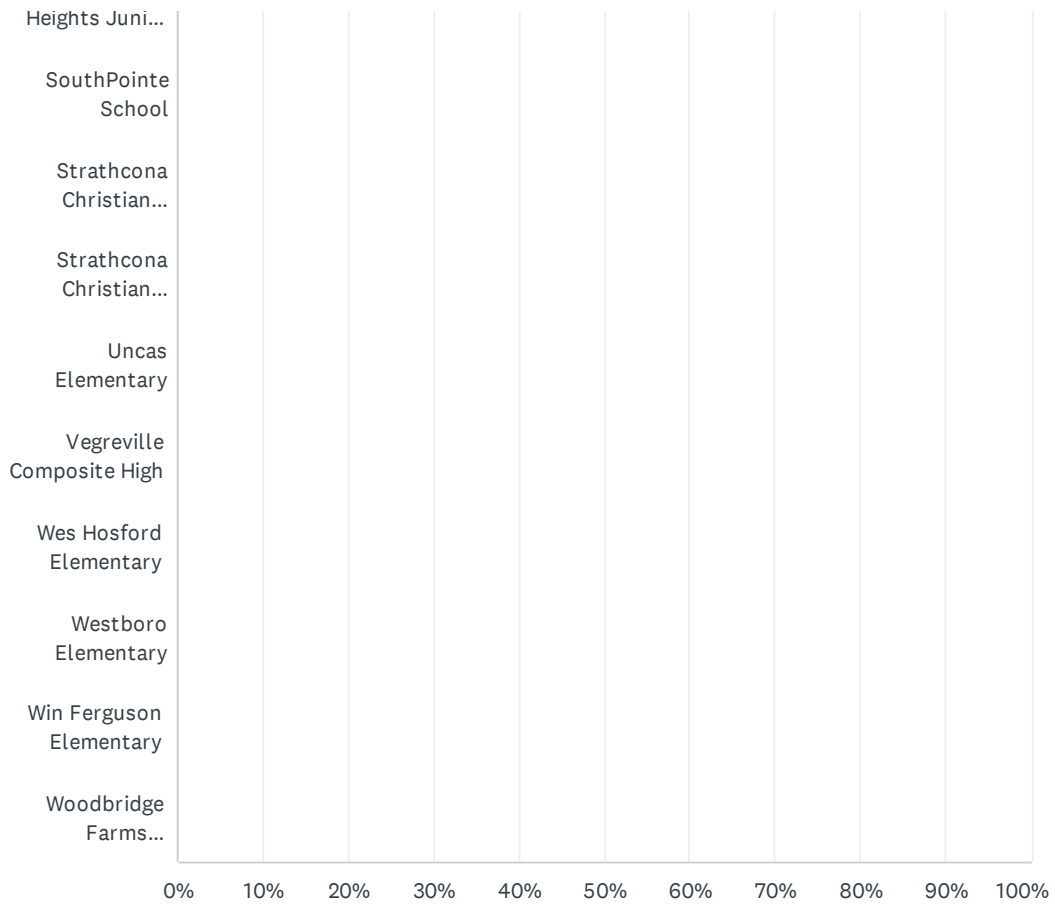
Answered: 35 Skipped: 0

|                           |  |  |  |  |  |  |  |  |  |
|---------------------------|--|--|--|--|--|--|--|--|--|
| Leadership                |  |  |  |  |  |  |  |  |  |
| A.L. Horton Elementary    |  |  |  |  |  |  |  |  |  |
| Ardrossan Elementary      |  |  |  |  |  |  |  |  |  |
| Ardrossan Junior Senio... |  |  |  |  |  |  |  |  |  |
| Bev Facey Community High  |  |  |  |  |  |  |  |  |  |
| Brentwood Elementary      |  |  |  |  |  |  |  |  |  |
| Bruderheim School         |  |  |  |  |  |  |  |  |  |
| École Campbelltown        |  |  |  |  |  |  |  |  |  |
| Clover Bar Junior High    |  |  |  |  |  |  |  |  |  |
| Central Services -...     |  |  |  |  |  |  |  |  |  |
| Central Services -...     |  |  |  |  |  |  |  |  |  |
| Central Services -...     |  |  |  |  |  |  |  |  |  |
| Central Services -...     |  |  |  |  |  |  |  |  |  |
| Central Services -...     |  |  |  |  |  |  |  |  |  |
| Central Services -...     |  |  |  |  |  |  |  |  |  |
| Davidson Creek Elementary |  |  |  |  |  |  |  |  |  |

# 2023-24 EIPS Annual Staff Engagement Survey



# 2023-24 EIPS Annual Staff Engagement Survey



2023-24 EIPS Annual Staff Engagement Survey

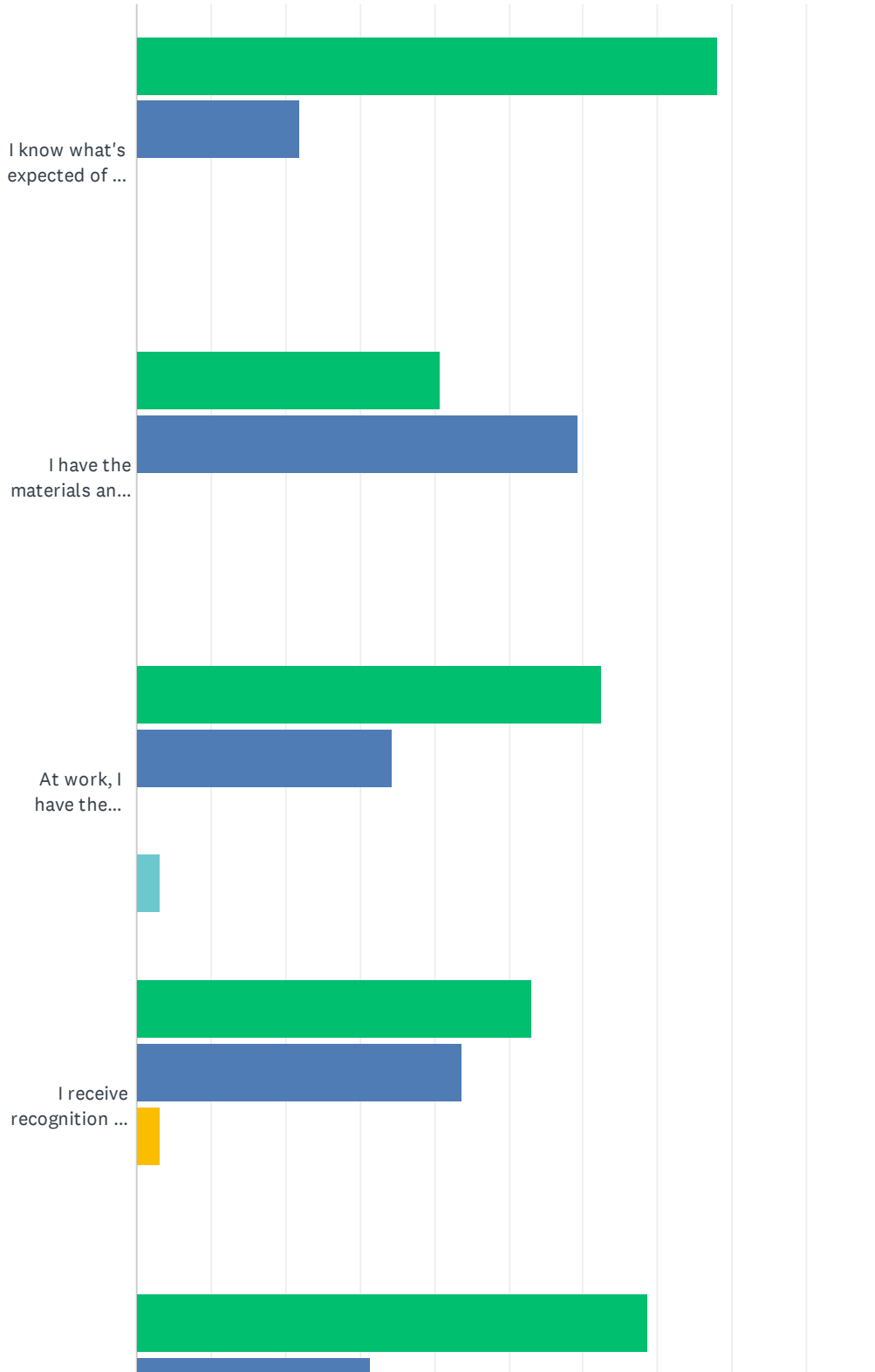
| ANSWER CHOICES                              | RESPONSES |   |
|---|-----------|---|
| Leadership                                  | 0.00%     | 0 |
| A.L. Horton Elementary                      | 0.00%     | 0 |
| Ardrossan Elementary                        | 0.00%     | 0 |
| Ardrossan Junior Senior High                | 0.00%     | 0 |
| Bev Facey Community High                    | 0.00%     | 0 |
| Brentwood Elementary                        | 0.00%     | 0 |
| Bruderheim School                           | 0.00%     | 0 |
| École Campbelltown                          | 0.00%     | 0 |
| Clover Bar Junior High                      | 0.00%     | 0 |
| Central Services – Communication Services   | 0.00%     | 0 |
| Central Services – Financial Services       | 0.00%     | 0 |
| Central Services – Facility Services        | 0.00%     | 0 |
| Central Services – Human Resources          | 0.00%     | 0 |
| Central Services – Supports for Students    | 0.00%     | 0 |
| Central Services – Information Technologies | 0.00%     | 0 |
| Central Services – Student Transportation   | 0.00%     | 0 |
| Davidson Creek Elementary                   | 0.00%     | 0 |
| Fort Saskatchewan Christian                 | 0.00%     | 0 |
| Fort Saskatchewan Elementary                | 0.00%     | 0 |
| Fort Saskatchewan High                      | 0.00%     | 0 |
| F.R. Haythorne Junior High                  | 0.00%     | 0 |
| Fultonvale Elementary Junior High           | 0.00%     | 0 |
| Glen Allan Elementary                       | 0.00%     | 0 |
| Heritage Hills Elementary                   | 0.00%     | 0 |
| James Mowat Elementary                      | 0.00%     | 0 |
| Lakeland Ridge                              | 0.00%     | 0 |
| Lamont Elementary                           | 0.00%     | 0 |
| Lamont High                                 | 0.00%     | 0 |
| Mills Haven Elementary                      | 0.00%     | 0 |
| Mundare School                              | 0.00%     | 0 |
| Next Step Fort Saskatchewan                 | 0.00%     | 0 |
| Next Step Sherwood Park                     | 0.00%     | 0 |

## 2023-24 EIPS Annual Staff Engagement Survey

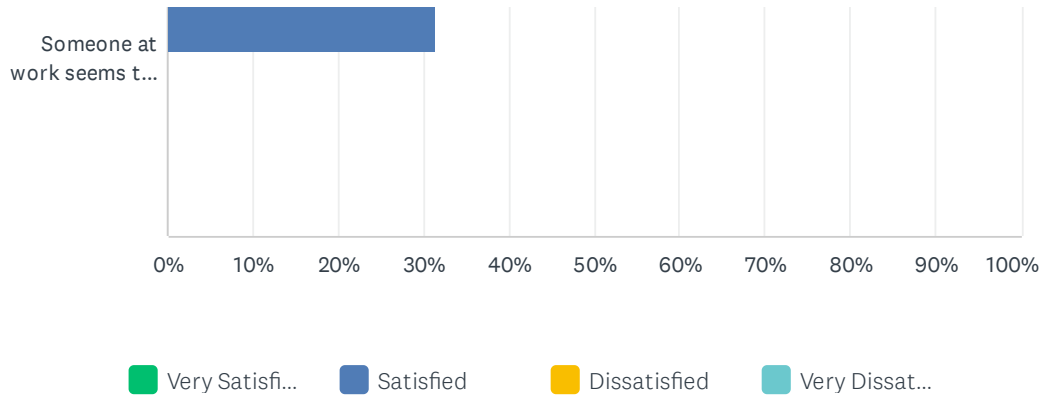
|   |         |           |
|---|---------|-----------|
| Next Step Vegreville                    | 0.00%   | 0         |
| École Parc Élémentaire                  | 0.00%   | 0         |
| Pine Street Elementary                  | 100.00% | 35        |
| Rudolph Hennig Junior High              | 0.00%   | 0         |
| Salisbury Composite High                | 0.00%   | 0         |
| Sherwood Heights Junior High            | 0.00%   | 0         |
| SouthPointe School                      | 0.00%   | 0         |
| Strathcona Christian Academy Elementary | 0.00%   | 0         |
| Strathcona Christian Academy Secondary  | 0.00%   | 0         |
| Uncas Elementary                        | 0.00%   | 0         |
| Vegreville Composite High               | 0.00%   | 0         |
| Wes Hosford Elementary                  | 0.00%   | 0         |
| Westboro Elementary                     | 0.00%   | 0         |
| Win Ferguson Elementary                 | 0.00%   | 0         |
| Woodbridge Farms Elementary             | 0.00%   | 0         |
| <b>TOTAL</b>                            |         | <b>35</b> |

Q3 Using the following four descriptors—very satisfied, satisfied, dissatisfied and very dissatisfied—provide your responses to the following questions:

Answered: 32 Skipped: 3



## 2023-24 EIPS Annual Staff Engagement Survey

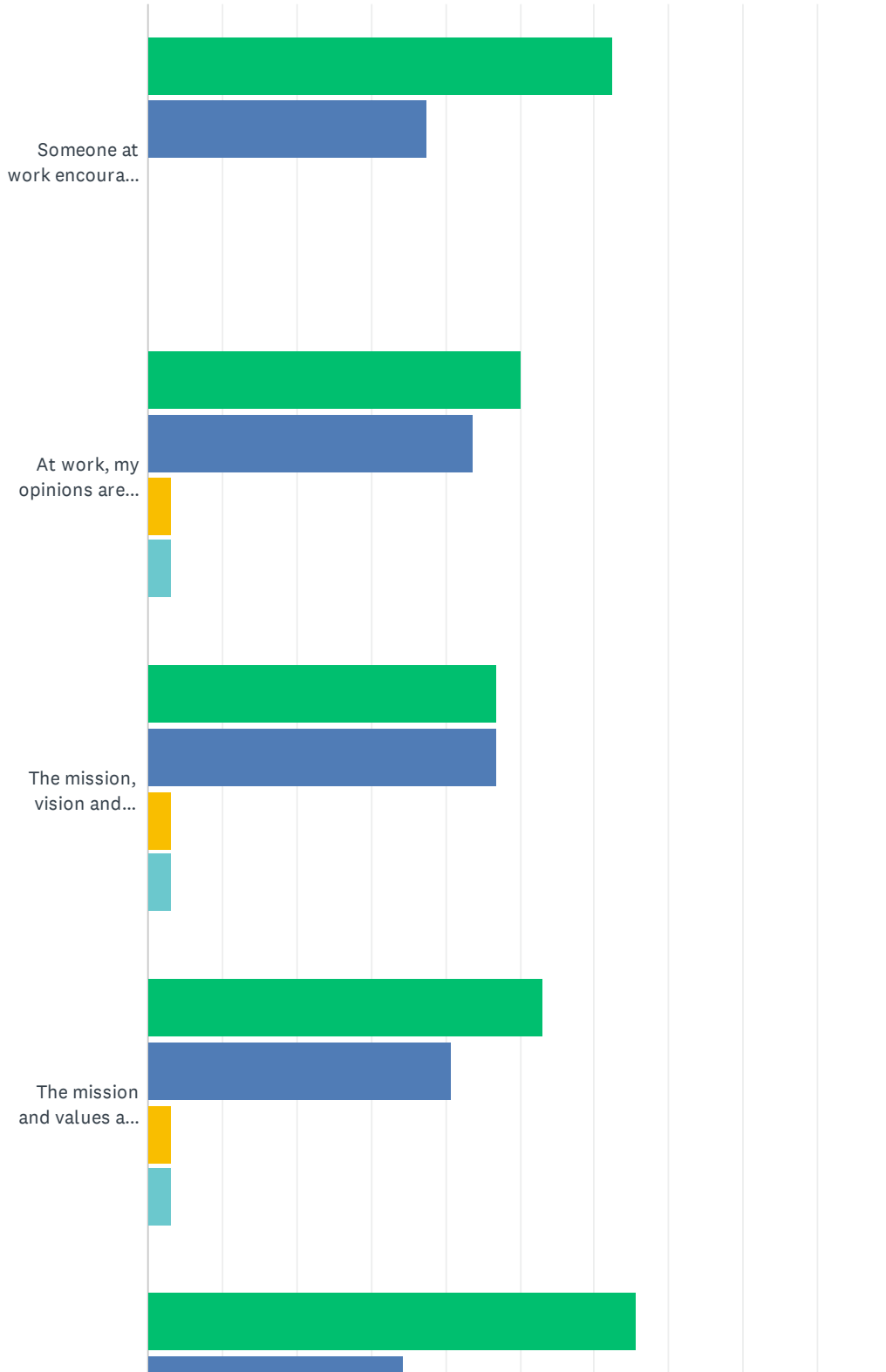


|   | VERY SATISFIED | SATISFIED    | DISSATISFIED | VERY DISSATISFIED | TOTAL |
|---|----------------|--------------|--------------|-------------------|-------|
| I know what's expected of me at work.                           | 78.13%<br>25   | 21.88%<br>7  | 0.00%<br>0   | 0.00%<br>0        | 32    |
| I have the materials and equipment I need to do my work.        | 40.63%<br>13   | 59.38%<br>19 | 0.00%<br>0   | 0.00%<br>0        | 32    |
| At work, I have the opportunity to do what I do best every day. | 62.50%<br>20   | 34.38%<br>11 | 0.00%<br>0   | 3.13%<br>1        | 32    |
| I receive recognition or praise for doing good work.            | 53.13%<br>17   | 43.75%<br>14 | 3.13%<br>1   | 0.00%<br>0        | 32    |
| Someone at work seems to care about me as a person.             | 68.75%<br>22   | 31.25%<br>10 | 0.00%<br>0   | 0.00%<br>0        | 32    |

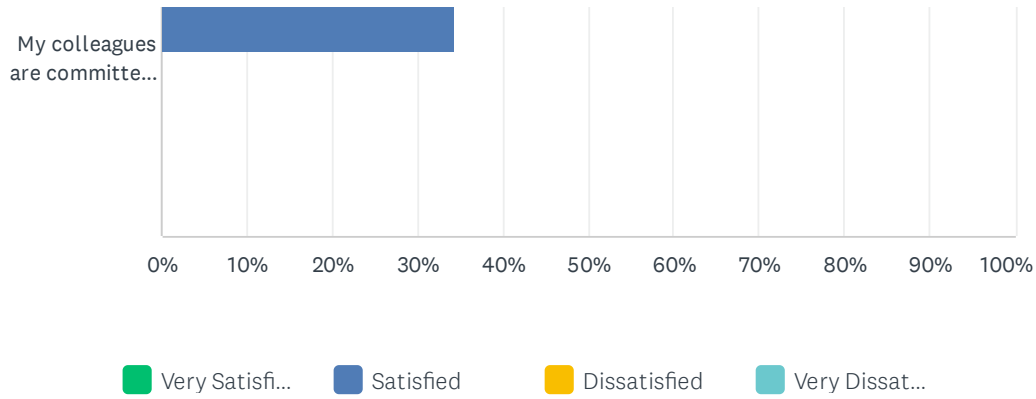


Q4 Using the following four descriptors—very satisfied, satisfied, dissatisfied and very dissatisfied—provide your responses to the following questions:

Answered: 32 Skipped: 3



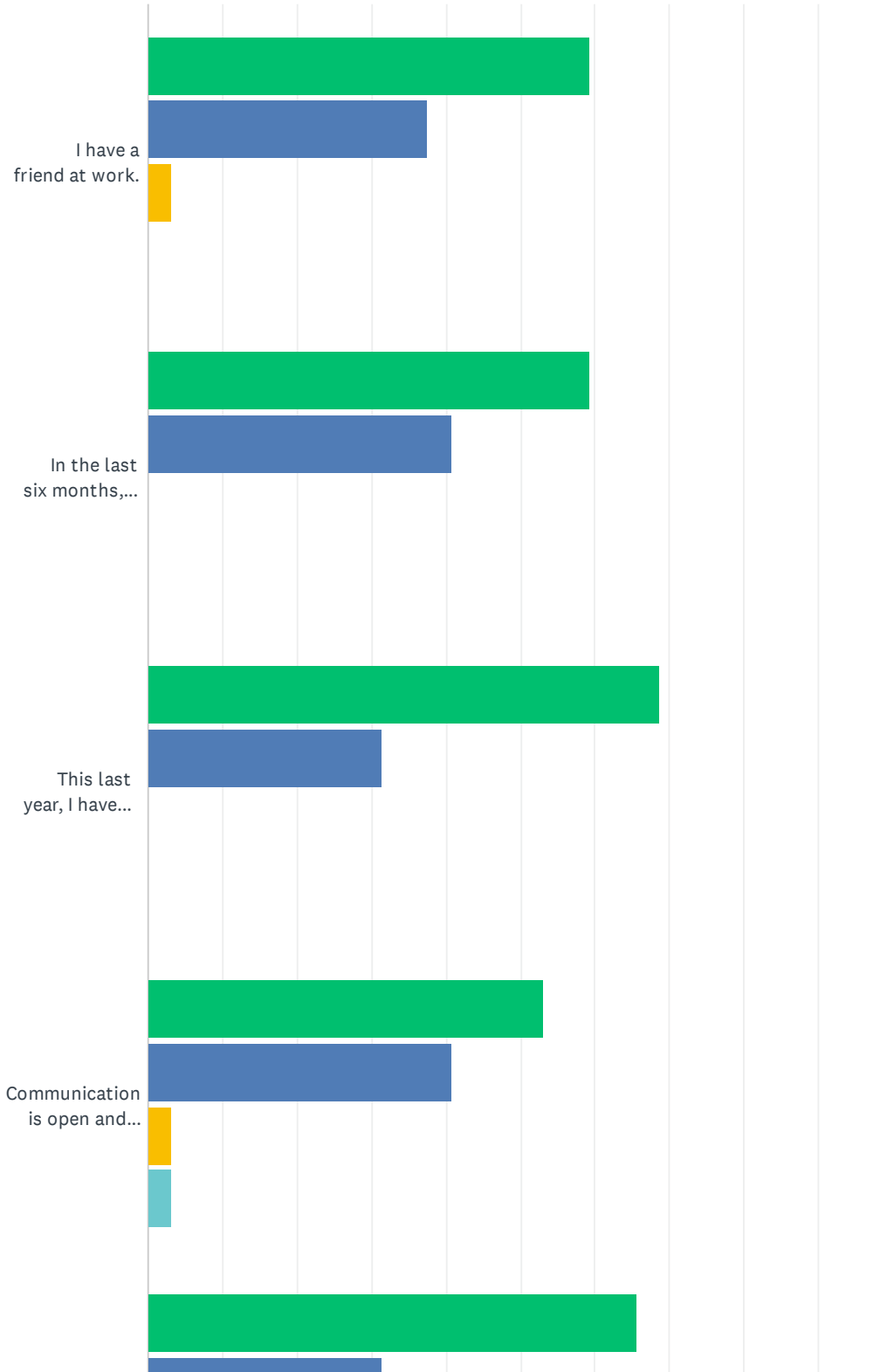
## 2023-24 EIPS Annual Staff Engagement Survey



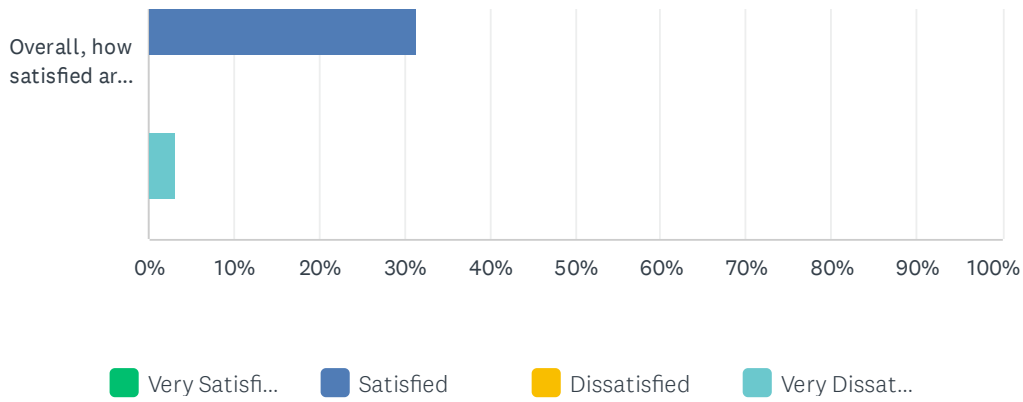
|   | VERY SATISFIED | SATISFIED    | DISSATISFIED | VERY DISSATISFIED | TOTAL |
|---|----------------|--------------|--------------|-------------------|-------|
| Someone at work encourages my professional development.   | 62.50%<br>20   | 37.50%<br>12 | 0.00%<br>0   | 0.00%<br>0        | 32    |
| At work, my opinions are considered.  | 50.00%<br>16   | 43.75%<br>14 | 3.13%<br>1   | 3.13%<br>1        | 32    |
| The mission, vision and goals of my school or department make me feel my job is important.                                | 46.88%<br>15   | 46.88%<br>15 | 3.13%<br>1   | 3.13%<br>1        | 32    |
| The mission and values as well as the priorities and goals of Elk Island Public Schools make me feel my job is important. | 53.13%<br>17   | 40.63%<br>13 | 3.13%<br>1   | 3.13%<br>1        | 32    |
| My colleagues are committed to doing quality work.  | 65.63%<br>21   | 34.38%<br>11 | 0.00%<br>0   | 0.00%<br>0        | 32    |

Q5 Using the following four descriptors—very satisfied, satisfied, dissatisfied and very dissatisfied—provide your responses to the following questions:

Answered: 32 Skipped: 3



## 2023-24 EIPS Annual Staff Engagement Survey



|   | VERY SATISFIED | SATISFIED    | DISSATISFIED | VERY DISSATISFIED | TOTAL |
|---|----------------|--------------|--------------|-------------------|-------|
| I have a friend at work.  | 59.38%<br>19   | 37.50%<br>12 | 3.13%<br>1   | 0.00%<br>0        | 32    |
| In the last six months, someone at work has talked to me about my progress.       | 59.38%<br>19   | 40.63%<br>13 | 0.00%<br>0   | 0.00%<br>0        | 32    |
| This last year, I have had opportunities at work to learn and grow.               | 68.75%<br>22   | 31.25%<br>10 | 0.00%<br>0   | 0.00%<br>0        | 32    |
| Communication is open and transparent in my school or department.                 | 53.13%<br>17   | 40.63%<br>13 | 3.13%<br>1   | 3.13%<br>1        | 32    |
| Overall, how satisfied are you with your school or department as a place to work? | 65.63%<br>21   | 31.25%<br>10 | 0.00%<br>0   | 3.13%<br>1        | 32    |