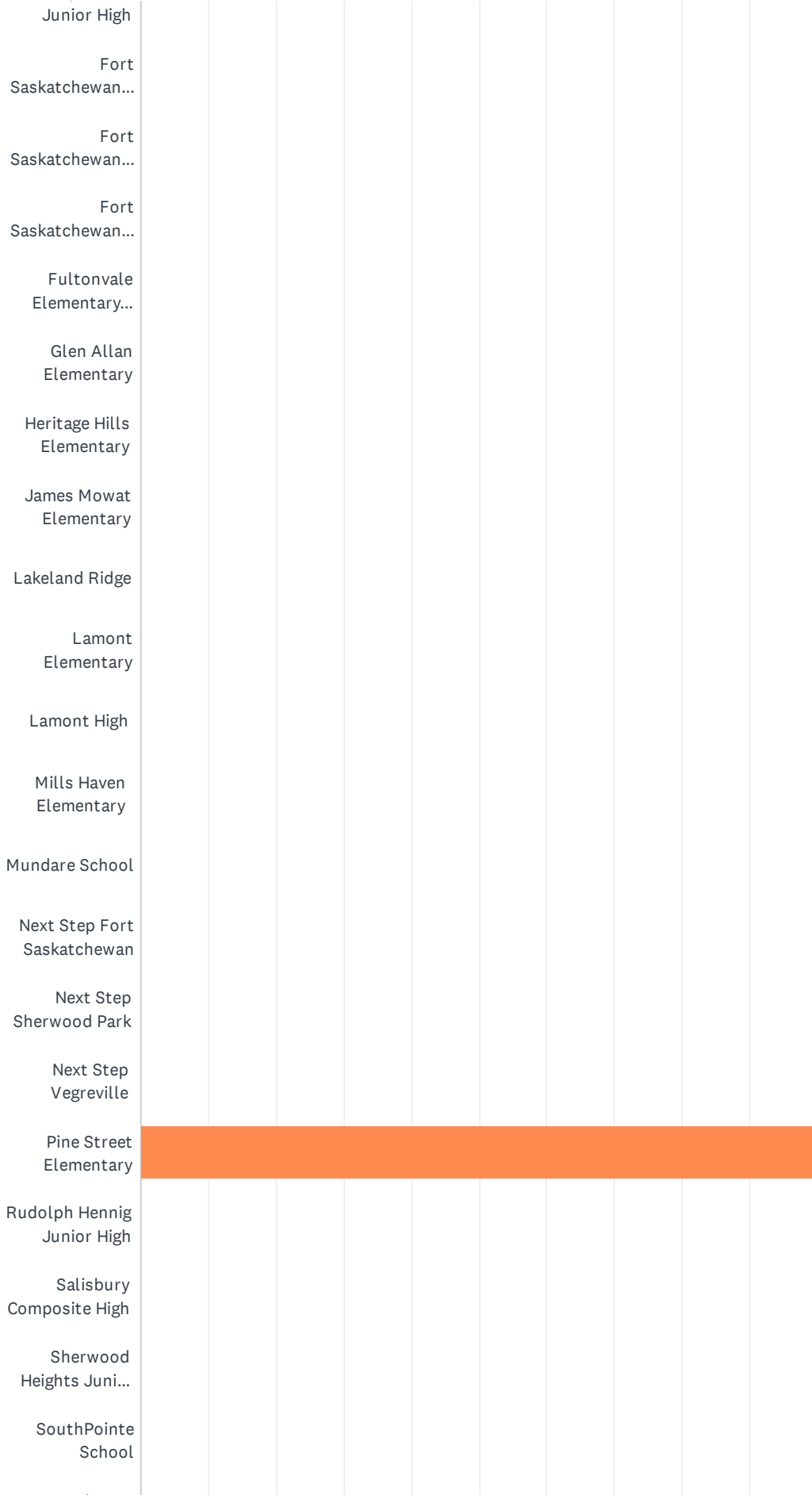


# Q1 Please identify your site:

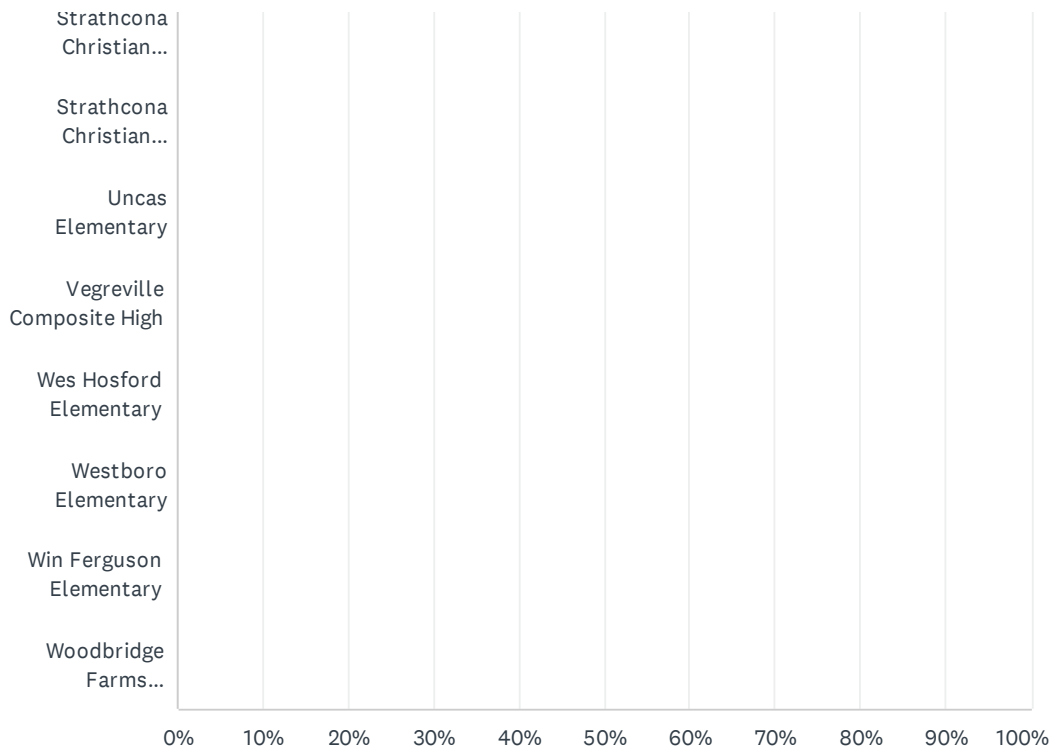
Answered: 36 Skipped: 0

|                              |  |  |  |  |  |  |  |  |  |
|------------------------------|--|--|--|--|--|--|--|--|--|
| A.L. Horton<br>Elementary    |  |  |  |  |  |  |  |  |  |
| Ardrossan<br>Elementary      |  |  |  |  |  |  |  |  |  |
| Ardrossan<br>Junior Senio... |  |  |  |  |  |  |  |  |  |
| Bev Facey<br>Community High  |  |  |  |  |  |  |  |  |  |
| Brentwood<br>Elementary      |  |  |  |  |  |  |  |  |  |
| Bruderheim<br>School         |  |  |  |  |  |  |  |  |  |
| Clover Bar<br>Junior High    |  |  |  |  |  |  |  |  |  |
| Central<br>Services -...     |  |  |  |  |  |  |  |  |  |
| Central<br>Services -...     |  |  |  |  |  |  |  |  |  |
| Central<br>Services -...     |  |  |  |  |  |  |  |  |  |
| Central<br>Services -...     |  |  |  |  |  |  |  |  |  |
| Central<br>Services -...     |  |  |  |  |  |  |  |  |  |
| Central<br>Services -...     |  |  |  |  |  |  |  |  |  |
| Central<br>Services -...     |  |  |  |  |  |  |  |  |  |
| Davidson Creek<br>Elementary |  |  |  |  |  |  |  |  |  |
| École<br>Campbelltown        |  |  |  |  |  |  |  |  |  |
| École Parc<br>Élémentaire    |  |  |  |  |  |  |  |  |  |
| F.R. Haythorne               |  |  |  |  |  |  |  |  |  |

2023-24 EIPS Annual Feedback Survey: For Staff



2023-24 EIPS Annual Feedback Survey: For Staff



2023-24 EIPS Annual Feedback Survey: For Staff

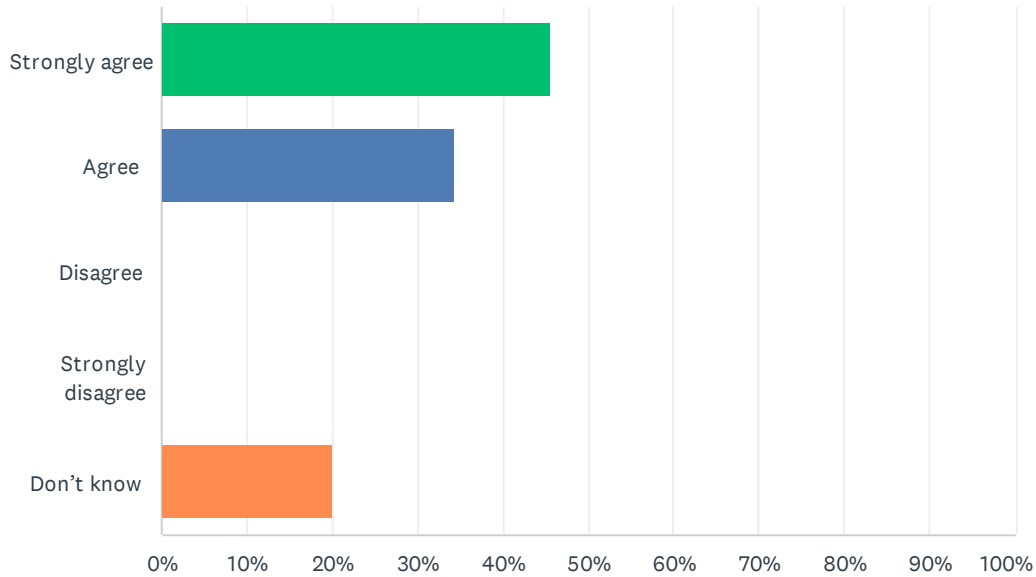
| ANSWER CHOICES                              | RESPONSES |   |
|---|-----------|---|
| A.L. Horton Elementary                      | 0.00%     | 0 |
| Ardrossan Elementary                        | 0.00%     | 0 |
| Ardrossan Junior Senior High                | 0.00%     | 0 |
| Bev Facey Community High                    | 0.00%     | 0 |
| Brentwood Elementary                        | 0.00%     | 0 |
| Bruderheim School                           | 0.00%     | 0 |
| Clover Bar Junior High                      | 0.00%     | 0 |
| Central Services – Communication Services   | 0.00%     | 0 |
| Central Services - Education Executive      | 0.00%     | 0 |
| Central Services – Facility Services        | 0.00%     | 0 |
| Central Services – Financial Services       | 0.00%     | 0 |
| Central Services – Human Resources          | 0.00%     | 0 |
| Central Services – Supports for Students    | 0.00%     | 0 |
| Central Services – Information Technologies | 0.00%     | 0 |
| Central Services – Student Transportation   | 0.00%     | 0 |
| Davidson Creek Elementary                   | 0.00%     | 0 |
| École Campbelltown                          | 0.00%     | 0 |
| École Parc Élémentaire                      | 0.00%     | 0 |
| F.R. Haythorne Junior High                  | 0.00%     | 0 |
| Fort Saskatchewan Christian                 | 0.00%     | 0 |
| Fort Saskatchewan Elementary                | 0.00%     | 0 |
| Fort Saskatchewan High                      | 0.00%     | 0 |
| Fultonvale Elementary Junior High           | 0.00%     | 0 |
| Glen Allan Elementary                       | 0.00%     | 0 |
| Heritage Hills Elementary                   | 0.00%     | 0 |
| James Mowat Elementary                      | 0.00%     | 0 |
| Lakeland Ridge                              | 0.00%     | 0 |
| Lamont Elementary                           | 0.00%     | 0 |
| Lamont High                                 | 0.00%     | 0 |
| Mills Haven Elementary                      | 0.00%     | 0 |
| Mundare School                              | 0.00%     | 0 |
| Next Step Fort Saskatchewan                 | 0.00%     | 0 |

2023-24 EIPS Annual Feedback Survey: For Staff

|   |         |           |
|---|---------|-----------|
| Next Step Sherwood Park                 | 0.00%   | 0         |
| Next Step Vegreville                    | 0.00%   | 0         |
| Pine Street Elementary                  | 100.00% | 36        |
| Rudolph Hennig Junior High              | 0.00%   | 0         |
| Salisbury Composite High                | 0.00%   | 0         |
| Sherwood Heights Junior High            | 0.00%   | 0         |
| SouthPointe School                      | 0.00%   | 0         |
| Strathcona Christian Academy Elementary | 0.00%   | 0         |
| Strathcona Christian Academy Secondary  | 0.00%   | 0         |
| Uncas Elementary                        | 0.00%   | 0         |
| Vegreville Composite High               | 0.00%   | 0         |
| Wes Hosford Elementary                  | 0.00%   | 0         |
| Westboro Elementary                     | 0.00%   | 0         |
| Win Ferguson Elementary                 | 0.00%   | 0         |
| Woodbridge Farms Elementary             | 0.00%   | 0         |
| <b>TOTAL</b>                            |         | <b>36</b> |

## Q2 As a result of being in the Play and Learn at School (PALS) program in the Division, children are demonstrating growth in their development.

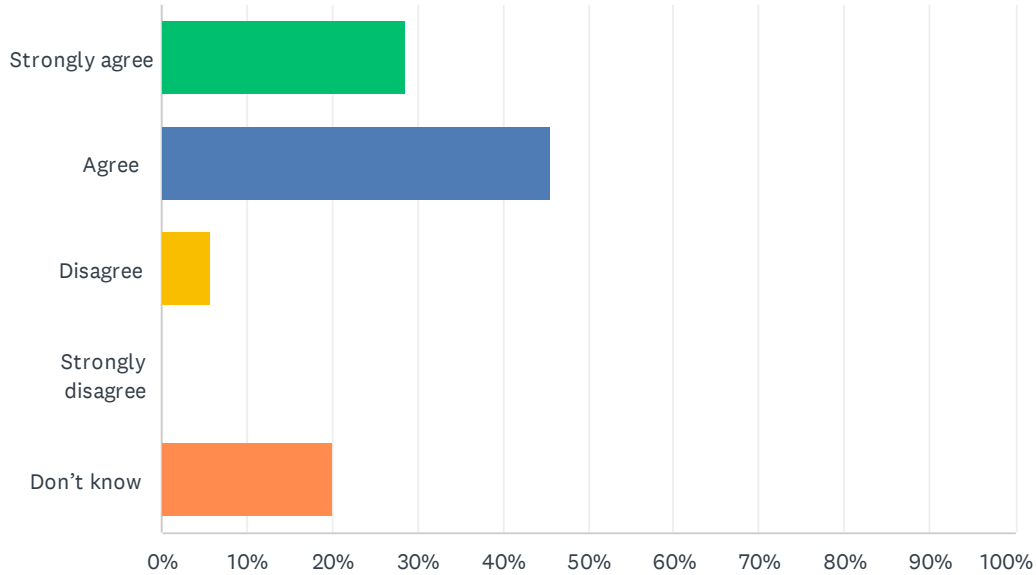
Answered: 35 Skipped: 1



| ANSWER CHOICES    | RESPONSES |           |
|-------------------|-----------|-----------|
| Strongly agree    | 45.71%    | 16        |
| Agree             | 34.29%    | 12        |
| Disagree          | 0.00%     | 0         |
| Strongly disagree | 0.00%     | 0         |
| Don't know        | 20.00%    | 7         |
| <b>TOTAL</b>      |           | <b>35</b> |

### Q3 As a result of the kindergarten programming in the Division, children are becoming ready to enter Grade 1.

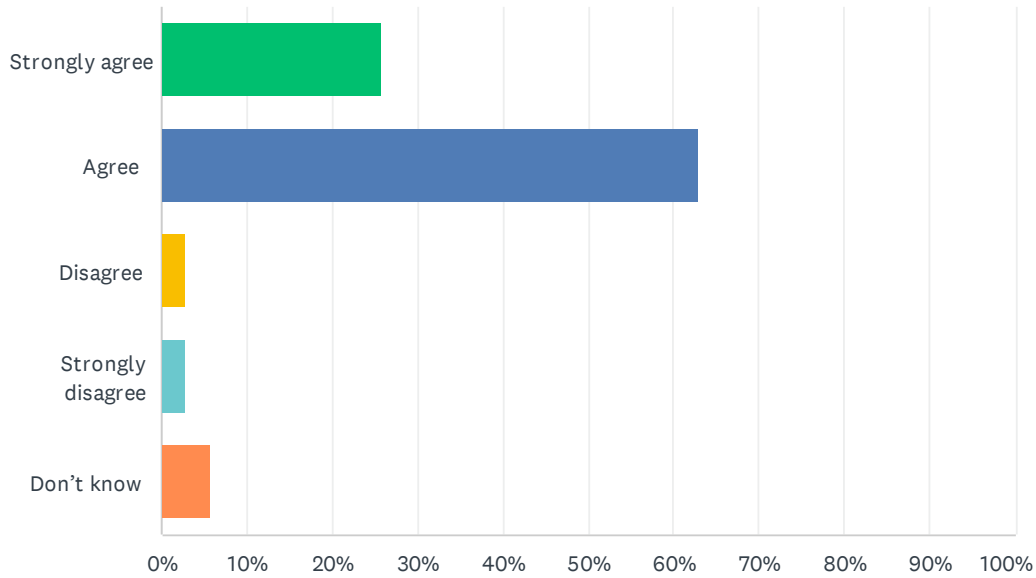
Answered: 35 Skipped: 1



| ANSWER CHOICES    | RESPONSES |           |
|-------------------|-----------|-----------|
| Strongly agree    | 28.57%    | 10        |
| Agree             | 45.71%    | 16        |
| Disagree          | 5.71%     | 2         |
| Strongly disagree | 0.00%     | 0         |
| Don't know        | 20.00%    | 7         |
| <b>TOTAL</b>      |           | <b>35</b> |

## Q4 At my school, students' individual needs are met.

Answered: 35 Skipped: 1

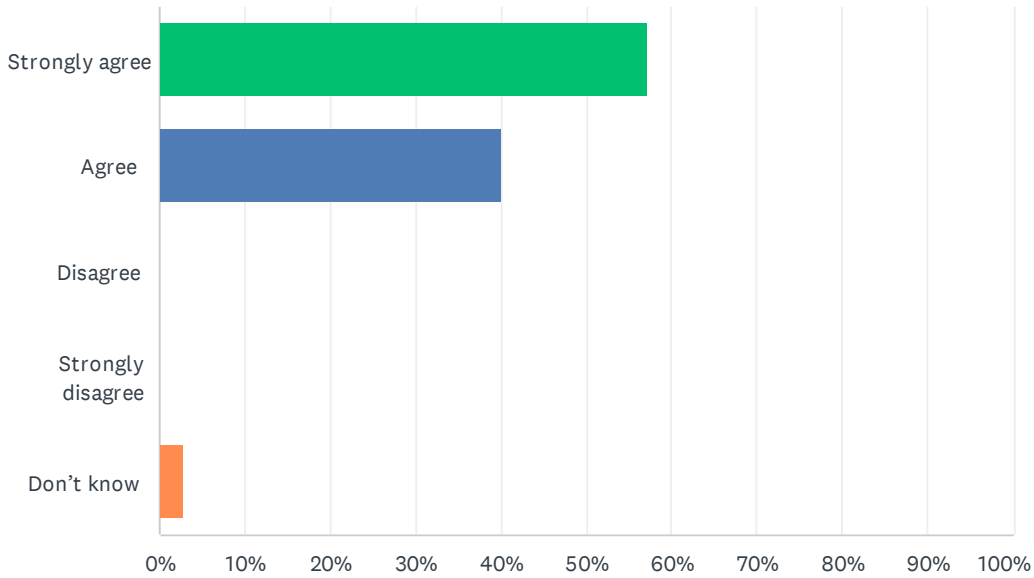


| ANSWER CHOICES    | RESPONSES |           |
|-------------------|-----------|-----------|
| Strongly agree    | 25.71%    | 9         |
| Agree             | 62.86%    | 22        |
| Disagree          | 2.86%     | 1         |
| Strongly disagree | 2.86%     | 1         |
| Don't know        | 5.71%     | 2         |
| <b>TOTAL</b>      |           | <b>35</b> |



## Q5 At my school, students are encouraged to do their best.

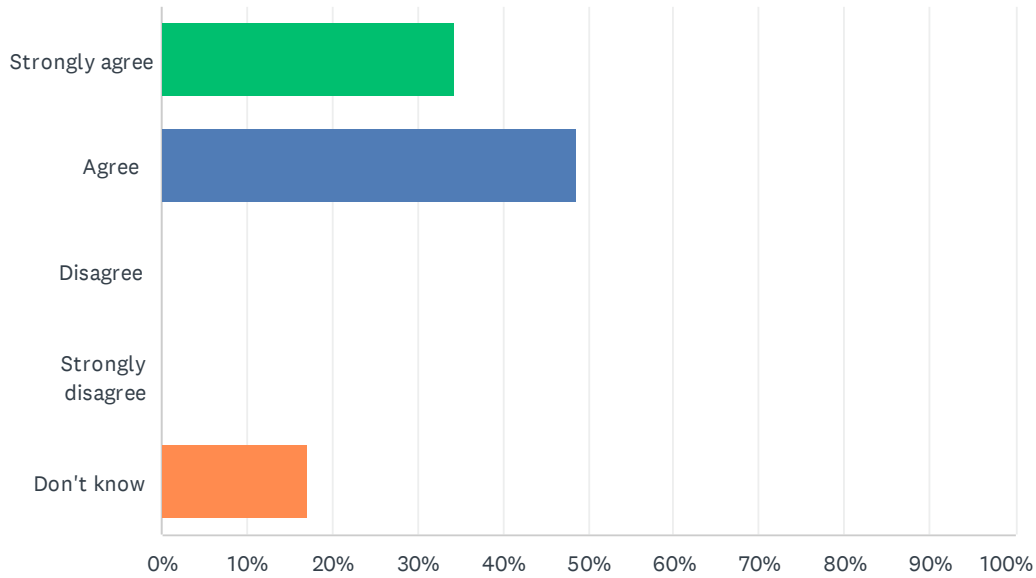
Answered: 35 Skipped: 1



| ANSWER CHOICES    | RESPONSES |           |
|-------------------|-----------|-----------|
| Strongly agree    | 57.14%    | 20        |
| Agree             | 40.00%    | 14        |
| Disagree          | 0.00%     | 0         |
| Strongly disagree | 0.00%     | 0         |
| Don't know        | 2.86%     | 1         |
| <b>TOTAL</b>      |           | <b>35</b> |

## Q6 At my school, students are demonstrating growth in literacy.

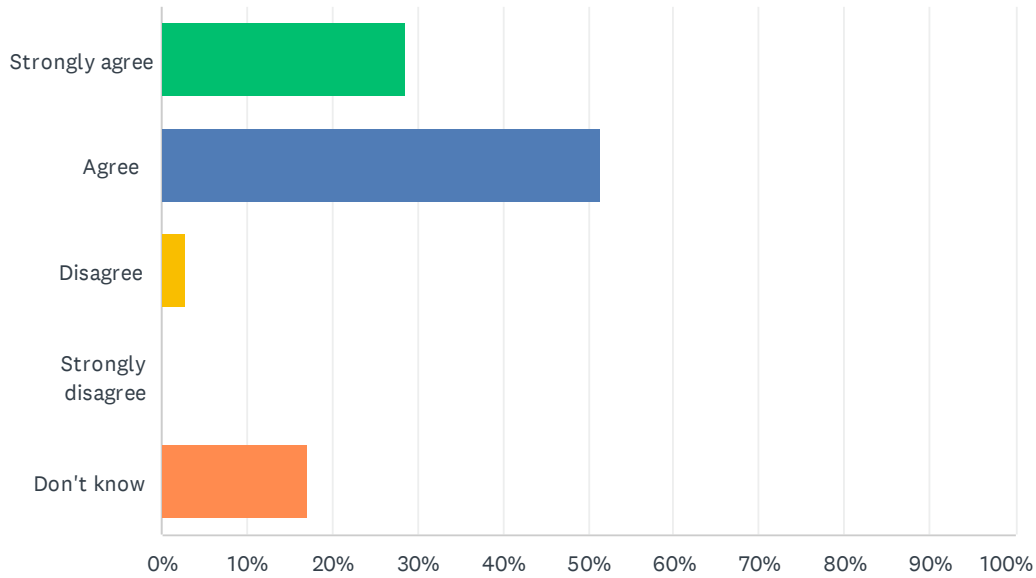
Answered: 35 Skipped: 1



| ANSWER CHOICES    | RESPONSES |           |
|-------------------|-----------|-----------|
| Strongly agree    | 34.29%    | 12        |
| Agree             | 48.57%    | 17        |
| Disagree          | 0.00%     | 0         |
| Strongly disagree | 0.00%     | 0         |
| Don't know        | 17.14%    | 6         |
| <b>TOTAL</b>      |           | <b>35</b> |

## Q7 At my school, students are demonstrating growth in numeracy.

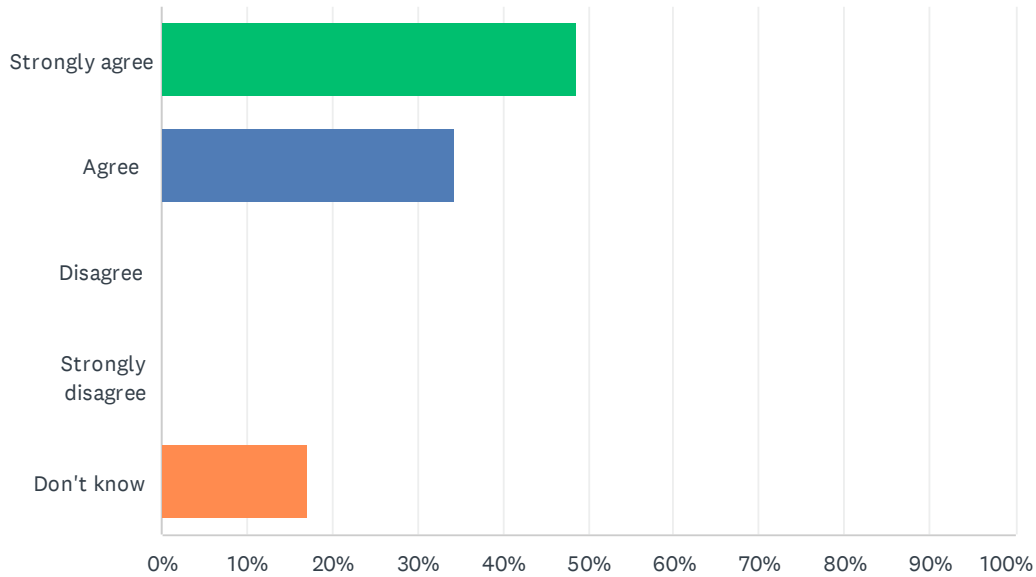
Answered: 35 Skipped: 1



| ANSWER CHOICES    | RESPONSES |           |
|-------------------|-----------|-----------|
| Strongly agree    | 28.57%    | 10        |
| Agree             | 51.43%    | 18        |
| Disagree          | 2.86%     | 1         |
| Strongly disagree | 0.00%     | 0         |
| Don't know        | 17.14%    | 6         |
| <b>TOTAL</b>      |           | <b>35</b> |

## Q8 At my school, students are demonstrating an understanding of First Nations, Métis and Inuit culture and history.

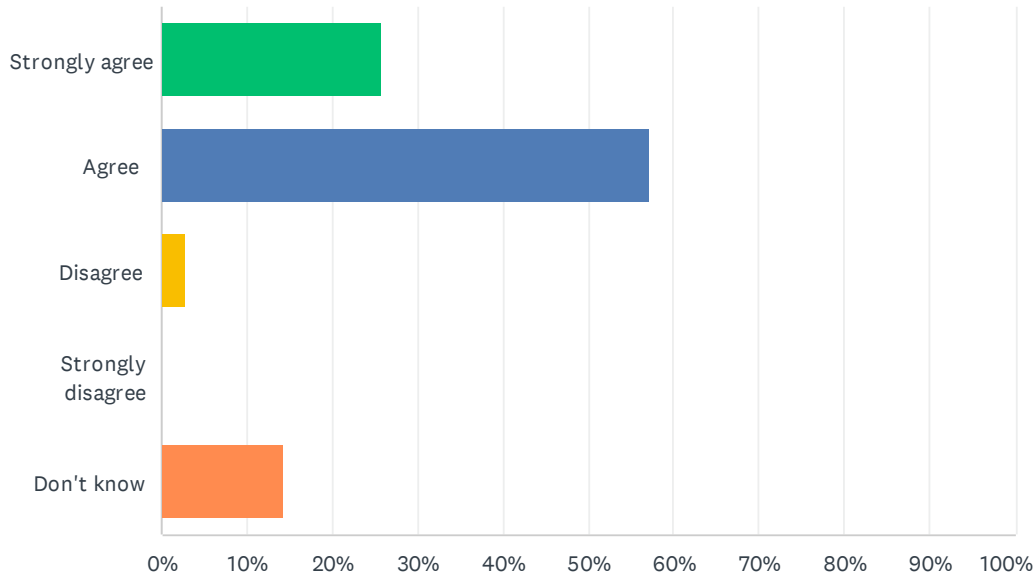
Answered: 35 Skipped: 1



| ANSWER CHOICES    | RESPONSES |           |
|-------------------|-----------|-----------|
| Strongly agree    | 48.57%    | 17        |
| Agree             | 34.29%    | 12        |
| Disagree          | 0.00%     | 0         |
| Strongly disagree | 0.00%     | 0         |
| Don't know        | 17.14%    | 6         |
| <b>TOTAL</b>      |           | <b>35</b> |

## Q9 At my school, students are learning the knowledge, skills and attitudes necessary to be successful in life.

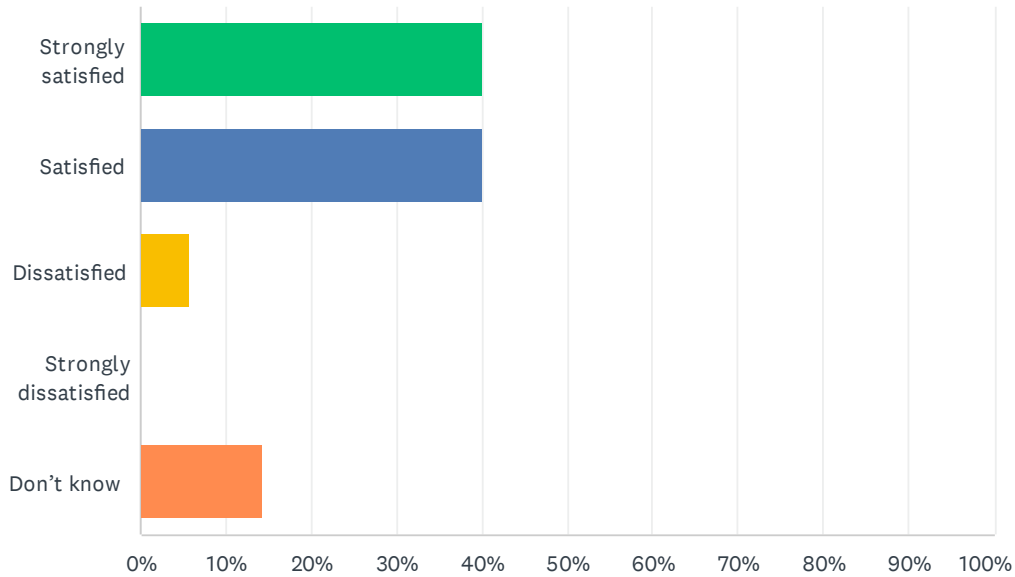
Answered: 35 Skipped: 1



| ANSWER CHOICES    | RESPONSES |           |
|-------------------|-----------|-----------|
| Strongly agree    | 25.71%    | 9         |
| Agree             | 57.14%    | 20        |
| Disagree          | 2.86%     | 1         |
| Strongly disagree | 0.00%     | 0         |
| Don't know        | 14.29%    | 5         |
| <b>TOTAL</b>      |           | <b>35</b> |

## Q10 How satisfied are you with the quality of education students are receiving at your school?

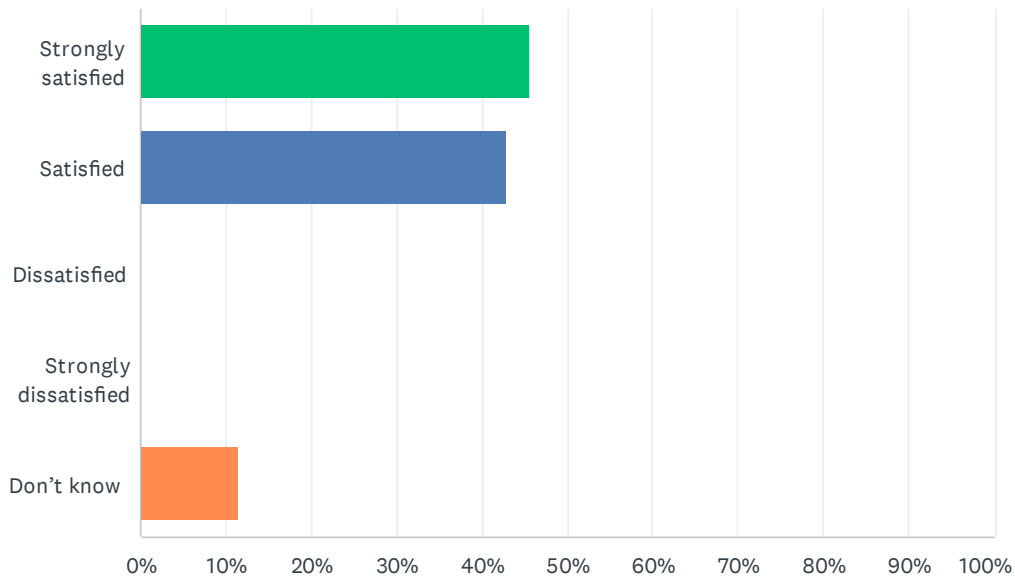
Answered: 35 Skipped: 1



| ANSWER CHOICES        | RESPONSES |           |
|-----------------------|-----------|-----------|
| Strongly satisfied    | 40.00%    | 14        |
| Satisfied             | 40.00%    | 14        |
| Dissatisfied          | 5.71%     | 2         |
| Strongly dissatisfied | 0.00%     | 0         |
| Don't know            | 14.29%    | 5         |
| <b>TOTAL</b>          |           | <b>35</b> |

## Q11 How satisfied are you with the quality of teaching in the Division?

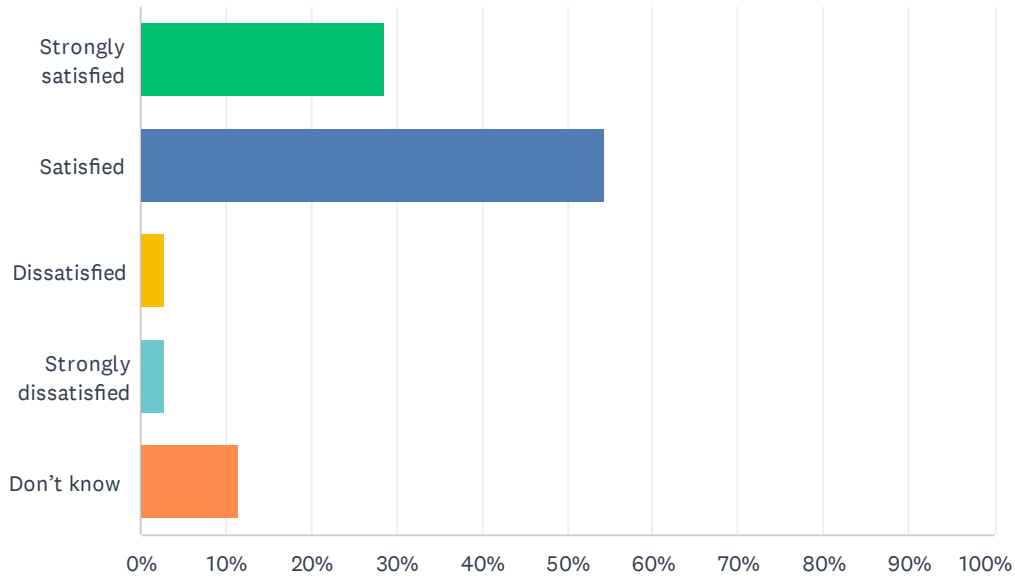
Answered: 35 Skipped: 1



| ANSWER CHOICES        | RESPONSES |           |
|-----------------------|-----------|-----------|
| Strongly satisfied    | 45.71%    | 16        |
| Satisfied             | 42.86%    | 15        |
| Dissatisfied          | 0.00%     | 0         |
| Strongly dissatisfied | 0.00%     | 0         |
| Don't know            | 11.43%    | 4         |
| <b>TOTAL</b>          |           | <b>35</b> |

## Q12 How satisfied are you with the leadership in the Division?

Answered: 35 Skipped: 1

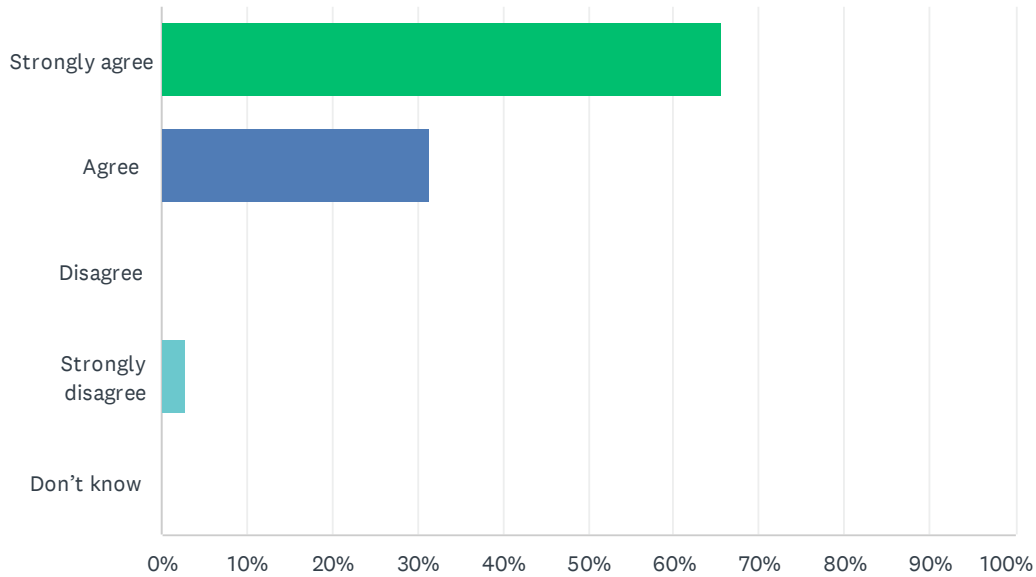


| ANSWER CHOICES        | RESPONSES |           |
|-----------------------|-----------|-----------|
| Strongly satisfied    | 28.57%    | 10        |
| Satisfied             | 54.29%    | 19        |
| Dissatisfied          | 2.86%     | 1         |
| Strongly dissatisfied | 2.86%     | 1         |
| Don't know            | 11.43%    | 4         |
| <b>TOTAL</b>          |           | <b>35</b> |



### Q13 At my school, students are encouraged to be responsible, respectful and engaged citizens.

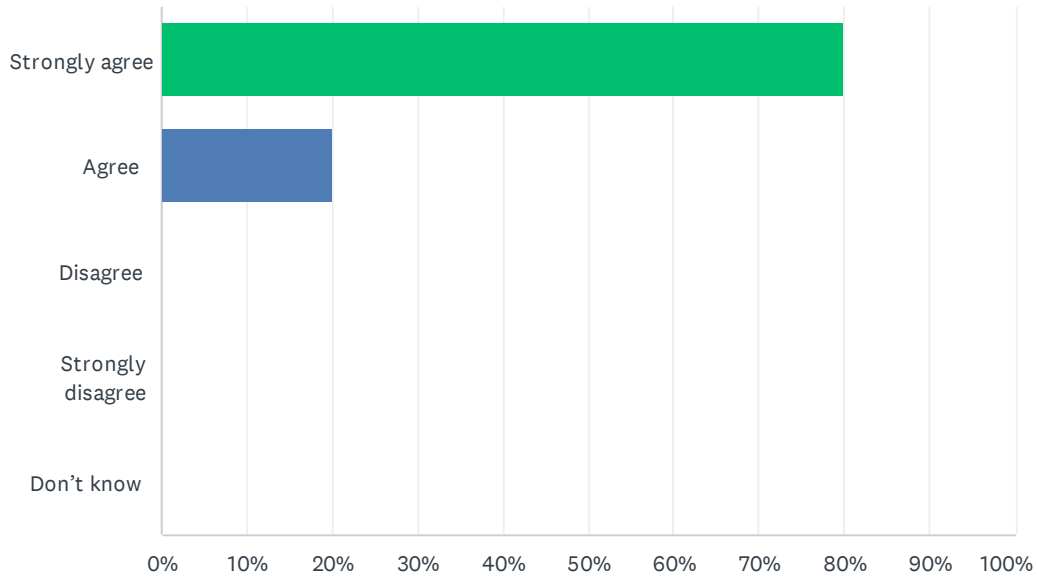
Answered: 35 Skipped: 1



| ANSWER CHOICES    | RESPONSES |           |
|-------------------|-----------|-----------|
| Strongly agree    | 65.71%    | 23        |
| Agree             | 31.43%    | 11        |
| Disagree          | 0.00%     | 0         |
| Strongly disagree | 2.86%     | 1         |
| Don't know        | 0.00%     | 0         |
| <b>TOTAL</b>      |           | <b>35</b> |

## Q14 School staff care about students.

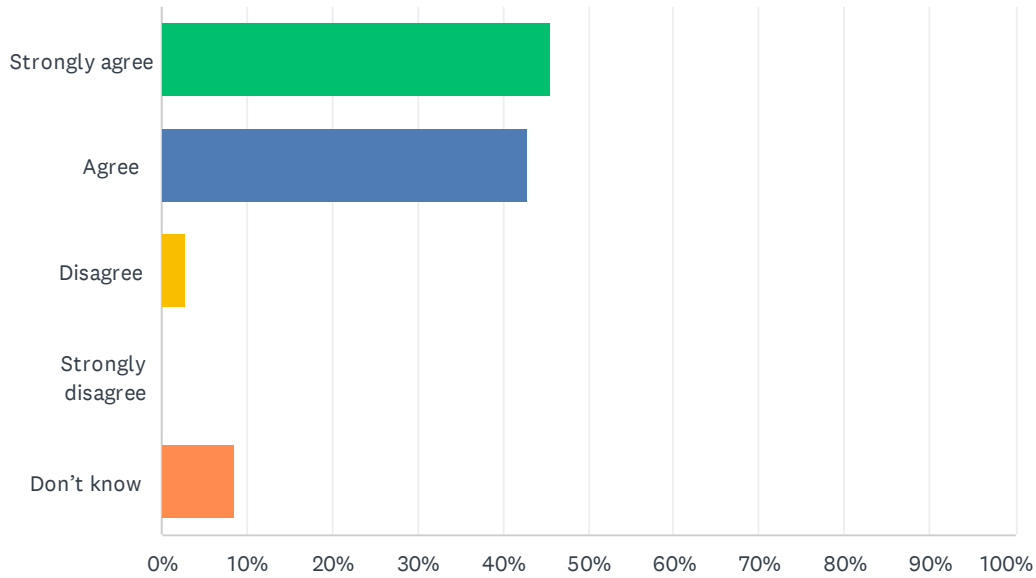
Answered: 35 Skipped: 1



| ANSWER CHOICES    | RESPONSES |           |
|-------------------|-----------|-----------|
| Strongly agree    | 80.00%    | 28        |
| Agree             | 20.00%    | 7         |
| Disagree          | 0.00%     | 0         |
| Strongly disagree | 0.00%     | 0         |
| Don't know        | 0.00%     | 0         |
| <b>TOTAL</b>      |           | <b>35</b> |

## Q15 My school handles discipline fairly and reasonably.

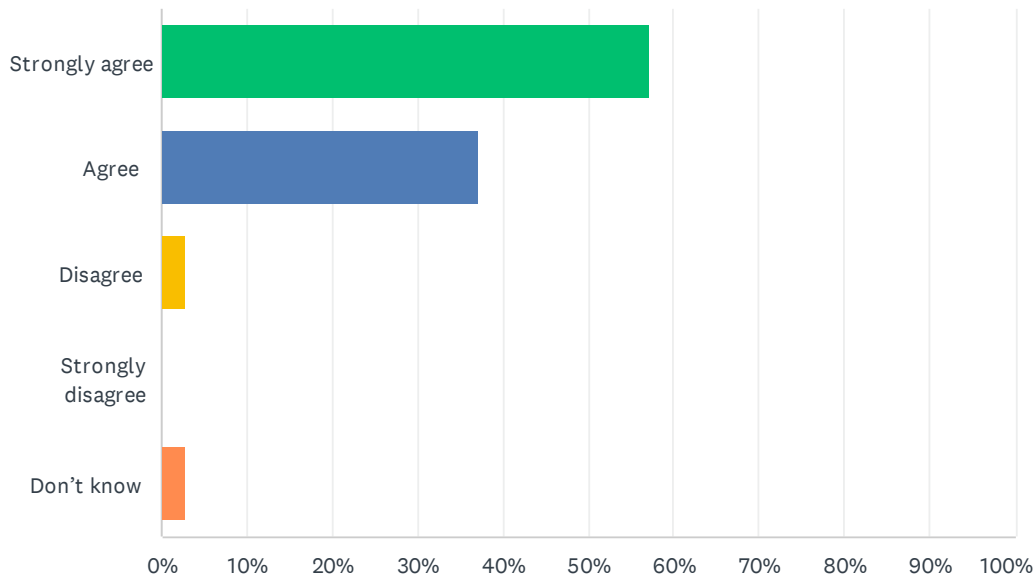
Answered: 35 Skipped: 1



| ANSWER CHOICES    | RESPONSES |           |
|-------------------|-----------|-----------|
| Strongly agree    | 45.71%    | 16        |
| Agree             | 42.86%    | 15        |
| Disagree          | 2.86%     | 1         |
| Strongly disagree | 0.00%     | 0         |
| Don't know        | 8.57%     | 3         |
| <b>TOTAL</b>      |           | <b>35</b> |

## Q16 My school is safe.

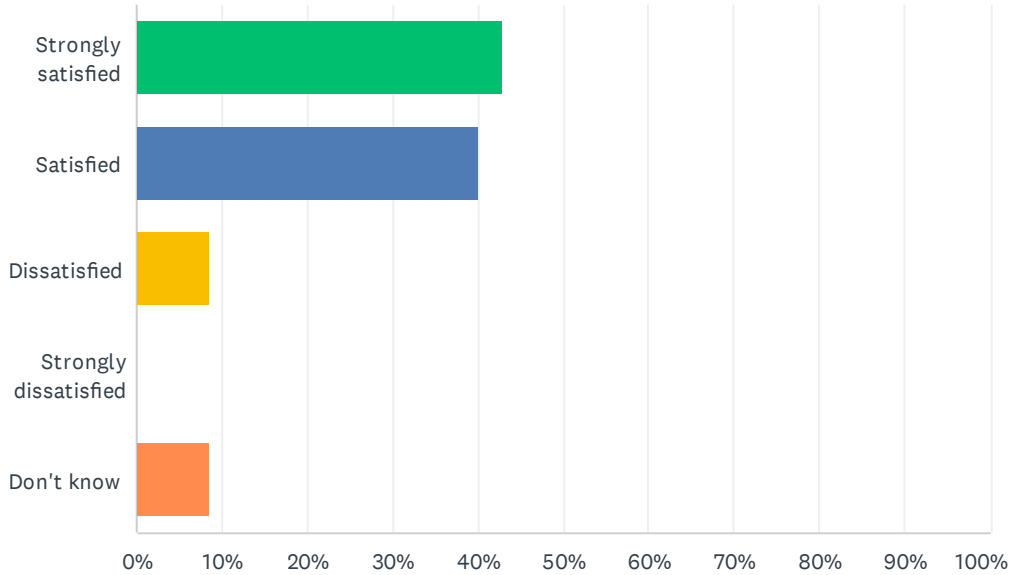
Answered: 35 Skipped: 1



| ANSWER CHOICES    | RESPONSES |           |
|-------------------|-----------|-----------|
| Strongly agree    | 57.14%    | 20        |
| Agree             | 37.14%    | 13        |
| Disagree          | 2.86%     | 1         |
| Strongly disagree | 0.00%     | 0         |
| Don't know        | 2.86%     | 1         |
| <b>TOTAL</b>      |           | <b>35</b> |

## Q17 How satisfied are you with the resources available to support teaching and learning at your school?

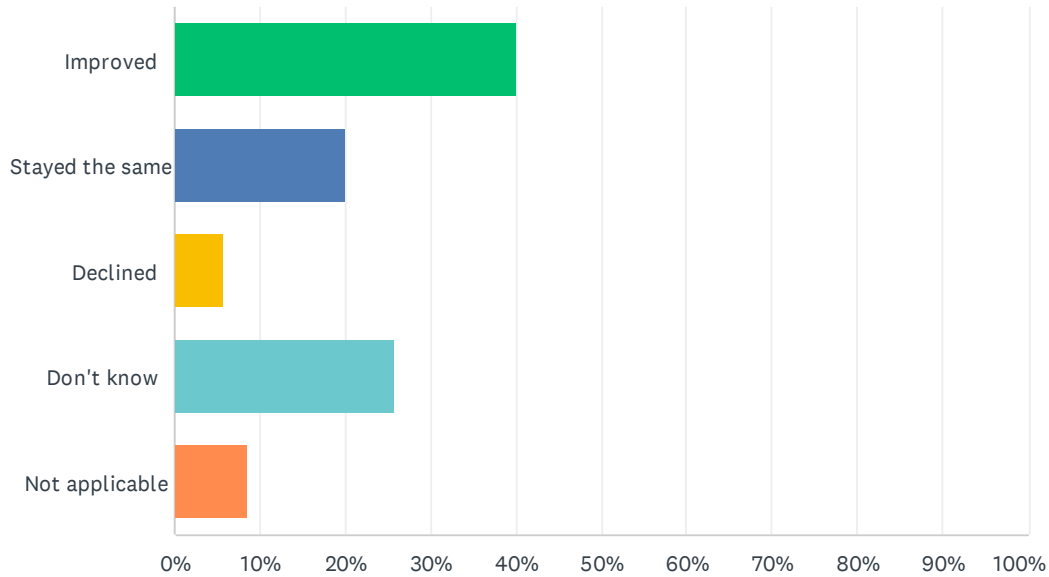
Answered: 35 Skipped: 1



| ANSWER CHOICES        | RESPONSES |           |
|-----------------------|-----------|-----------|
| Strongly satisfied    | 42.86%    | 15        |
| Satisfied             | 40.00%    | 14        |
| Dissatisfied          | 8.57%     | 3         |
| Strongly dissatisfied | 0.00%     | 0         |
| Don't know            | 8.57%     | 3         |
| <b>TOTAL</b>          |           | <b>35</b> |

## Q18 In your opinion, has the quality of education at your school improved, stayed the same or declined in the past three years?

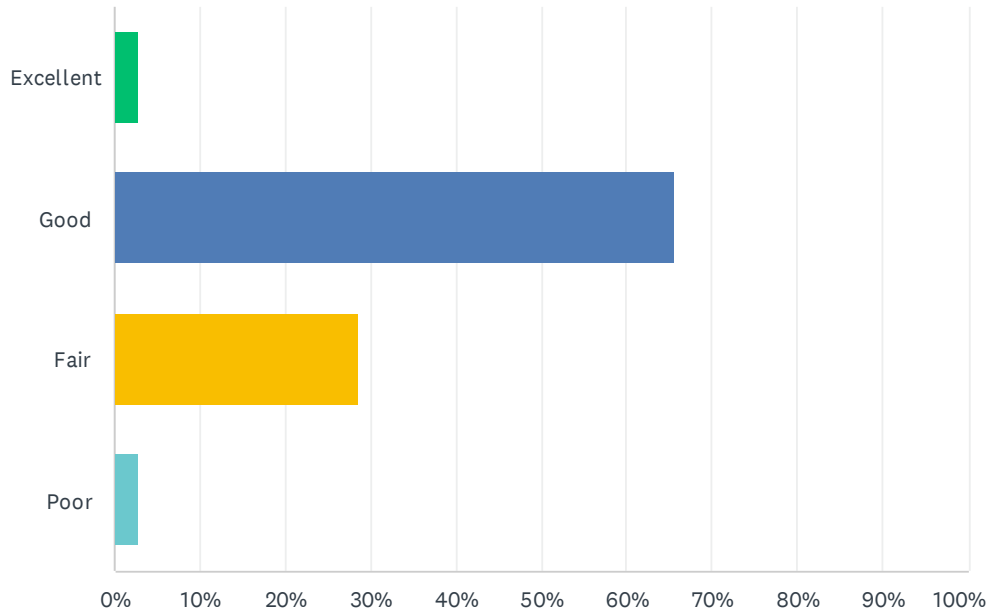
Answered: 35 Skipped: 1



| ANSWER CHOICES  | RESPONSES |           |
|-----------------|-----------|-----------|
| Improved        | 40.00%    | 14        |
| Stayed the same | 20.00%    | 7         |
| Declined        | 5.71%     | 2         |
| Don't know      | 25.71%    | 9         |
| Not applicable  | 8.57%     | 3         |
| <b>TOTAL</b>    |           | <b>35</b> |

## Q19 How do you rate the physical condition of your school?

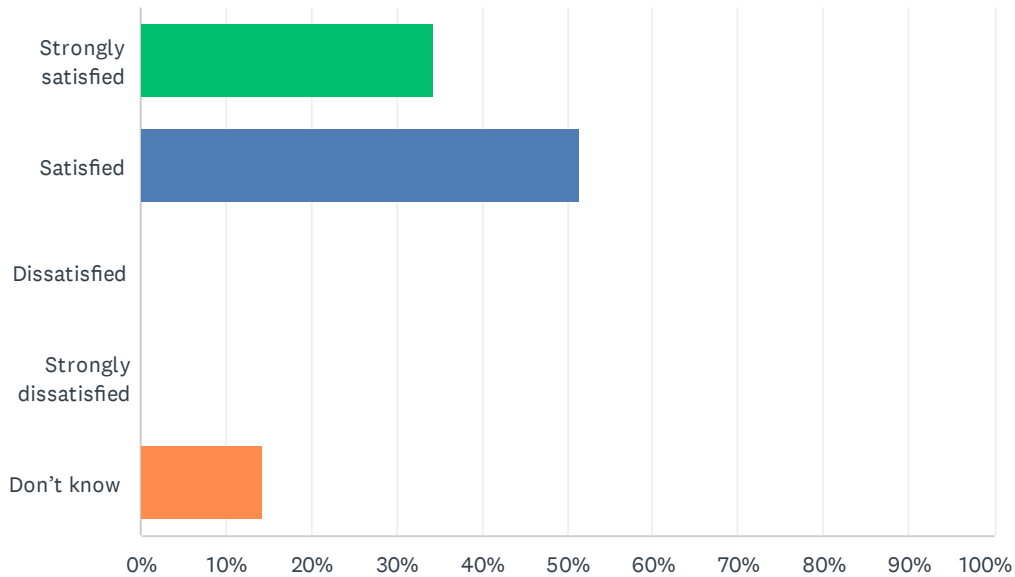
Answered: 35 Skipped: 1



| ANSWER CHOICES | RESPONSES |
|----------------|-----------|
| Excellent      | 2.86% 1   |
| Good           | 65.71% 23 |
| Fair           | 28.57% 10 |
| Poor           | 2.86% 1   |
| TOTAL          | 35        |

**Q20 How satisfied are you with the opportunities provided to parents and caregivers to be involved in their child's education? Refer to the EIPS Parent Engagement overview for examples of parent involvement and engagement opportunities that help support student success.**

Answered: 35 Skipped: 1

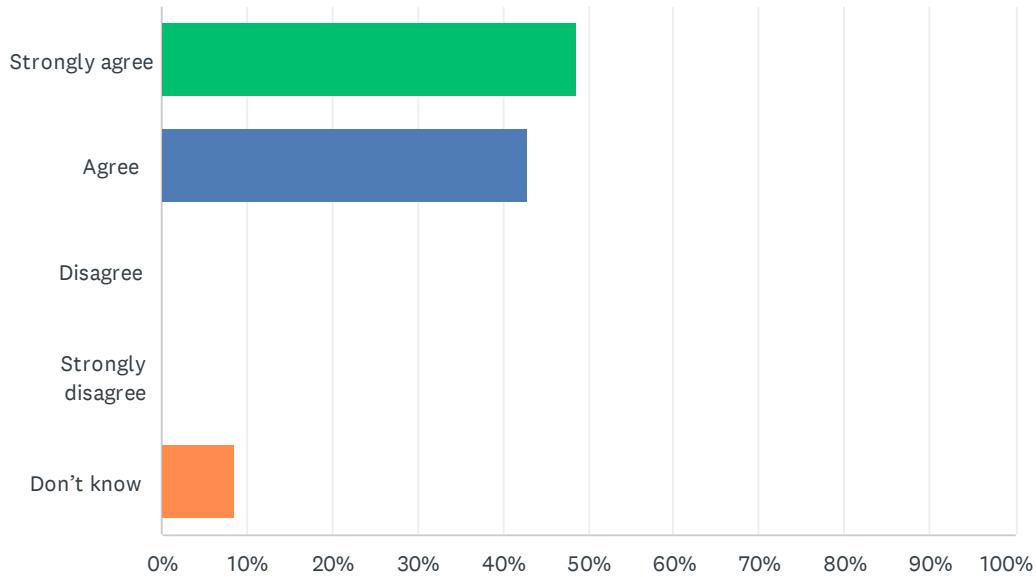


| ANSWER CHOICES        | RESPONSES |           |
|-----------------------|-----------|-----------|
| Strongly satisfied    | 34.29%    | 12        |
| Satisfied             | 51.43%    | 18        |
| Dissatisfied          | 0.00%     | 0         |
| Strongly dissatisfied | 0.00%     | 0         |
| Don't know            | 14.29%    | 5         |
| <b>TOTAL</b>          |           | <b>35</b> |



## Q21 The school keeps families informed about their child's progress and achievement.

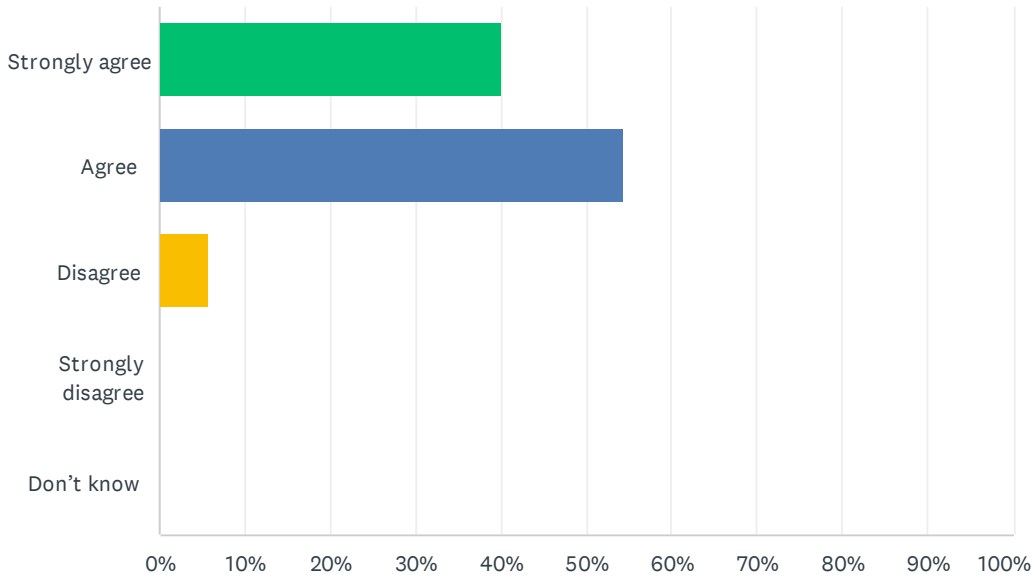
Answered: 35 Skipped: 1



| ANSWER CHOICES    | RESPONSES |           |
|-------------------|-----------|-----------|
| Strongly agree    | 48.57%    | 17        |
| Agree             | 42.86%    | 15        |
| Disagree          | 0.00%     | 0         |
| Strongly disagree | 0.00%     | 0         |
| Don't know        | 8.57%     | 3         |
| <b>TOTAL</b>      |           | <b>35</b> |

## Q22 There is open and honest communication within my school.

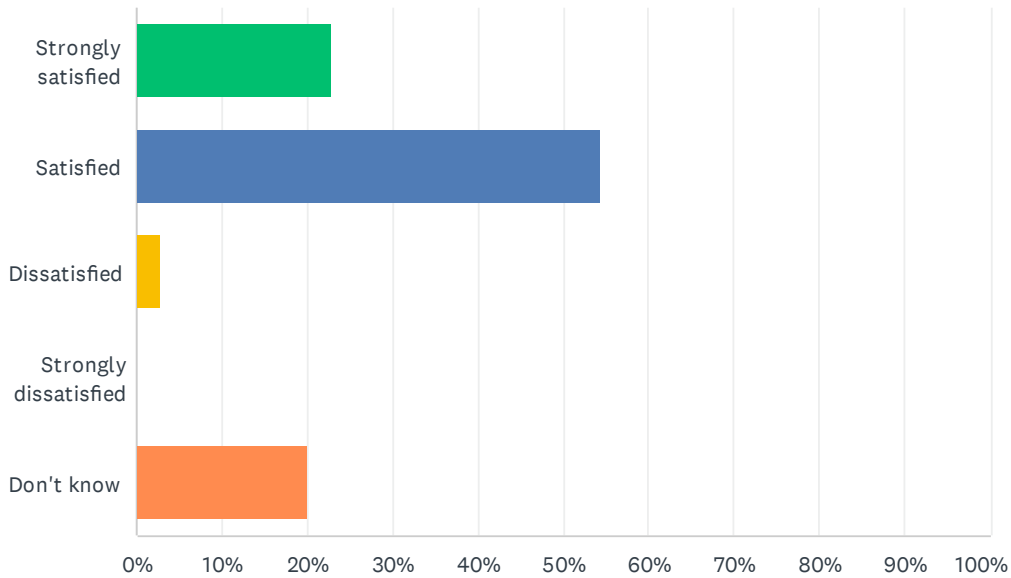
Answered: 35 Skipped: 1



| ANSWER CHOICES    | RESPONSES |           |
|-------------------|-----------|-----------|
| Strongly agree    | 40.00%    | 14        |
| Agree             | 54.29%    | 19        |
| Disagree          | 5.71%     | 2         |
| Strongly disagree | 0.00%     | 0         |
| Don't know        | 0.00%     | 0         |
| <b>TOTAL</b>      |           | <b>35</b> |

## Q23 How satisfied are you with the Division’s commitment to engaging stakeholders—including staff—about matters that affect decision-making and public education?

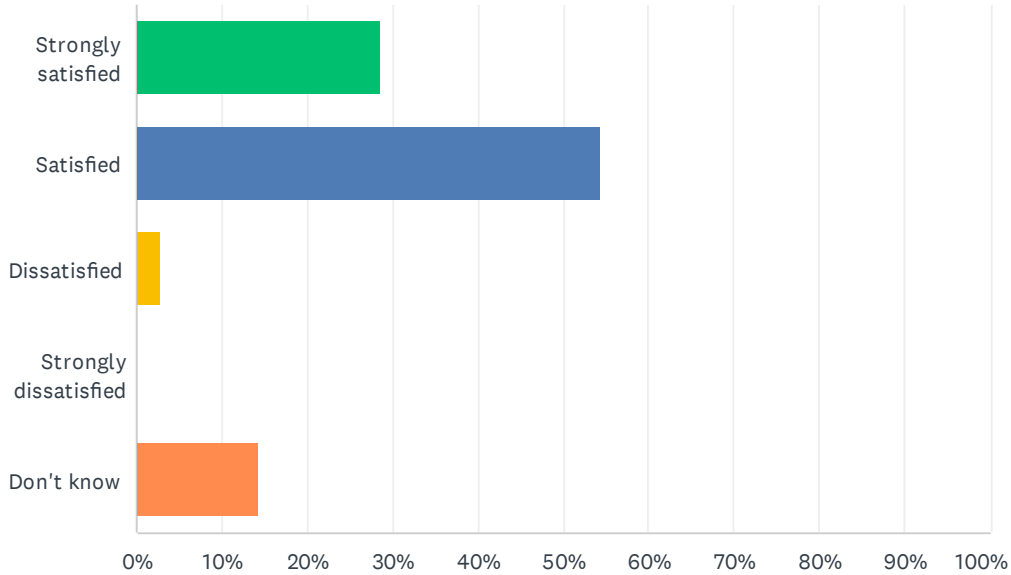
Answered: 35 Skipped: 1



| ANSWER CHOICES        | RESPONSES |
|-----------------------|-----------|
| Strongly satisfied    | 22.86% 8  |
| Satisfied             | 54.29% 19 |
| Dissatisfied          | 2.86% 1   |
| Strongly dissatisfied | 0.00% 0   |
| Don't know            | 20.00% 7  |
| <b>TOTAL</b>          | <b>35</b> |

## Q24 How satisfied are you with the Division’s commitment to advocating for public education?

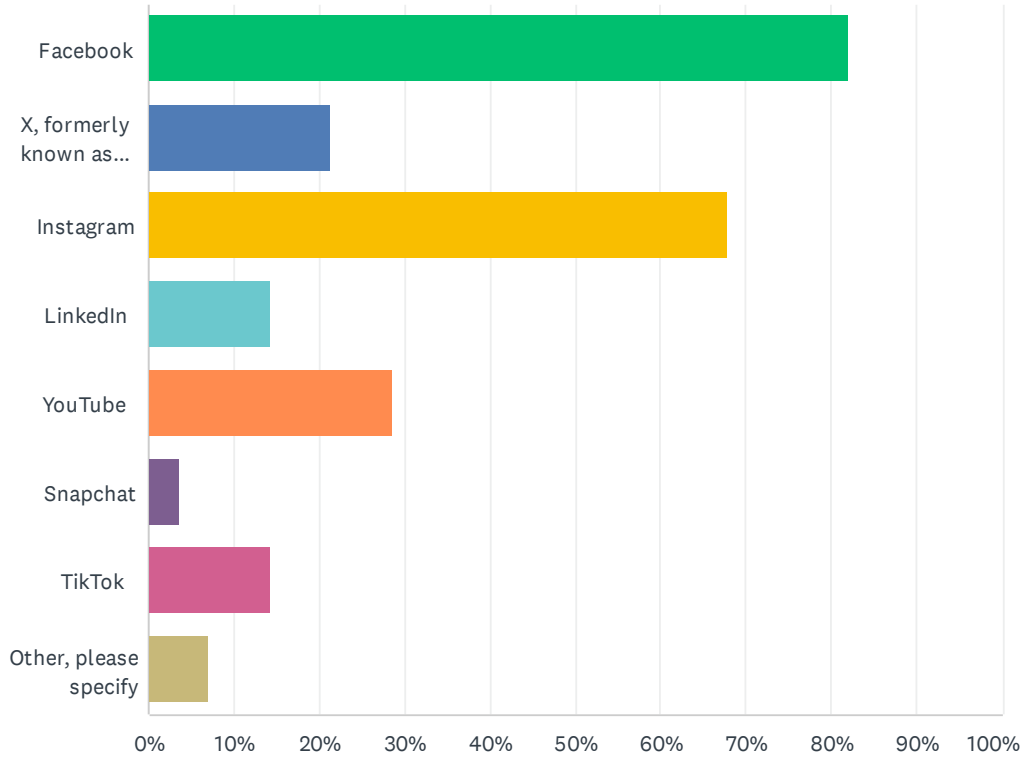
Answered: 35 Skipped: 1



| ANSWER CHOICES        | RESPONSES |           |
|-----------------------|-----------|-----------|
| Strongly satisfied    | 28.57%    | 10        |
| Satisfied             | 54.29%    | 19        |
| Dissatisfied          | 2.86%     | 1         |
| Strongly dissatisfied | 0.00%     | 0         |
| Don't know            | 14.29%    | 5         |
| <b>TOTAL</b>          |           | <b>35</b> |

Q25 The Division and schools often share news and information on social media. Which of the following platforms do you use? Check all that apply.

Answered: 28 Skipped: 8



| ANSWER CHOICES               | RESPONSES |
|------------------------------|-----------|
| Facebook                     | 82.14% 23 |
| X, formerly known as Twitter | 21.43% 6  |
| Instagram                    | 67.86% 19 |
| LinkedIn                     | 14.29% 4  |
| YouTube                      | 28.57% 8  |
| Snapchat                     | 3.57% 1   |
| TikTok                       | 14.29% 4  |
| Other, please specify        | 7.14% 2   |
| Total Respondents: 28        |           |

| # | OTHER, PLEASE SPECIFY | DATE              |
|---|-----------------------|-------------------|
| 1 | Email                 | 3/14/2024 7:14 AM |
| 2 | None                  | 3/5/2024 10:47 AM |