

Q1 What school does your child currently attend? If you have more than one child attending an EIPS school or a child who attends classes at more than one EIPS school, complete this survey for each one.

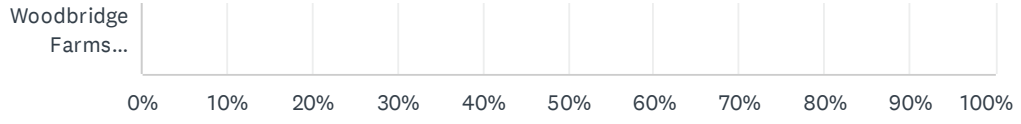
Answered: 43 Skipped: 0

A.L. Horton Elementary																				
Ardrossan Elementary																				
Ardrossan Junior Senio...																				
Bev Facey Community High																				
Brentwood Elementary																				
Bruderheim School																				
Clover Bar Junior High																				
Davidson Creek Elementary																				
École Campbelltown																				
École Parc Élémentaire																				
F.R. Haythorne Junior High																				
Fort Saskatchewan...																				
Fort Saskatchewan...																				
Fort Saskatchewan...																				
Fultonvale Elementary...																				
Glen Allan Elementary																				
Heritage Hills Elementary																				
James Mowat																				

2023-24 EIPS Annual Feedback Survey: For Parents and Caregivers

School	Column 1	Column 2	Column 3	Column 4	Column 5	Column 6	Column 7	Column 8	Column 9
James Mowat Elementary									
Lakeland Ridge									
Lamont Elementary									
Lamont High									
Mills Haven Elementary									
Mundare School									
Next Step Fort Saskatchewan									
Next Step Sherwood Park									
Next Step Vegreville									
Pine Street Elementary									
Rudolph Hennig Junior High									
Salisbury Composite High									
Sherwood Heights Juni...									
SouthPointe School									
Strathcona Christian...									
Strathcona Christian...									
Uncas Elementary									
Vegreville Composite High									
Wes Hosford Elementary									
Westboro Elementary									
Win Ferguson Elementary									

2023-24 EIPS Annual Feedback Survey: For Parents and Caregivers



2023-24 EIPS Annual Feedback Survey: For Parents and Caregivers

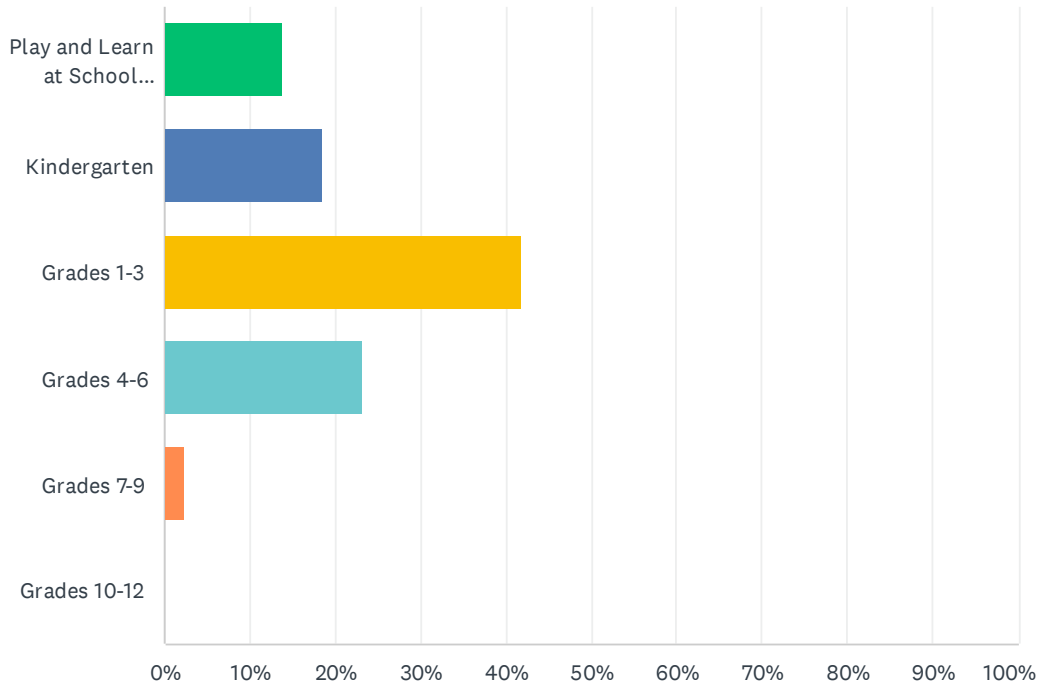
ANSWER CHOICES	RESPONSES	
A.L. Horton Elementary	0.00%	0
Ardrossan Elementary	0.00%	0
Ardrossan Junior Senior High	0.00%	0
Bev Facey Community High	0.00%	0
Brentwood Elementary	0.00%	0
Bruderheim School	0.00%	0
Clover Bar Junior High	0.00%	0
Davidson Creek Elementary	0.00%	0
École Campbelltown	0.00%	0
École Parc Élémentaire	0.00%	0
F.R. Haythorne Junior High	0.00%	0
Fort Saskatchewan Christian	0.00%	0
Fort Saskatchewan Elementary	0.00%	0
Fort Saskatchewan High	0.00%	0
Fultonvale Elementary Junior High	0.00%	0
Glen Allan Elementary	0.00%	0
Heritage Hills Elementary	0.00%	0
James Mowat Elementary	0.00%	0
Lakeland Ridge	0.00%	0
Lamont Elementary	0.00%	0
Lamont High	0.00%	0
Mills Haven Elementary	0.00%	0
Mundare School	0.00%	0
Next Step Fort Saskatchewan	0.00%	0
Next Step Sherwood Park	0.00%	0
Next Step Vegreville	0.00%	0
Pine Street Elementary	100.00%	43
Rudolph Hennig Junior High	0.00%	0
Salisbury Composite High	0.00%	0
Sherwood Heights Junior High	0.00%	0
SouthPointe School	0.00%	0
Strathcona Christian Academy Elementary	0.00%	0

2023-24 EIPS Annual Feedback Survey: For Parents and Caregivers

Strathcona Christian Academy Secondary	0.00%	0
Uncas Elementary	0.00%	0
Vegreville Composite High	0.00%	0
Wes Hosford Elementary	0.00%	0
Westboro Elementary	0.00%	0
Win Ferguson Elementary	0.00%	0
Woodbridge Farms Elementary	0.00%	0
TOTAL		43

Q2 What grade is your child currently in?

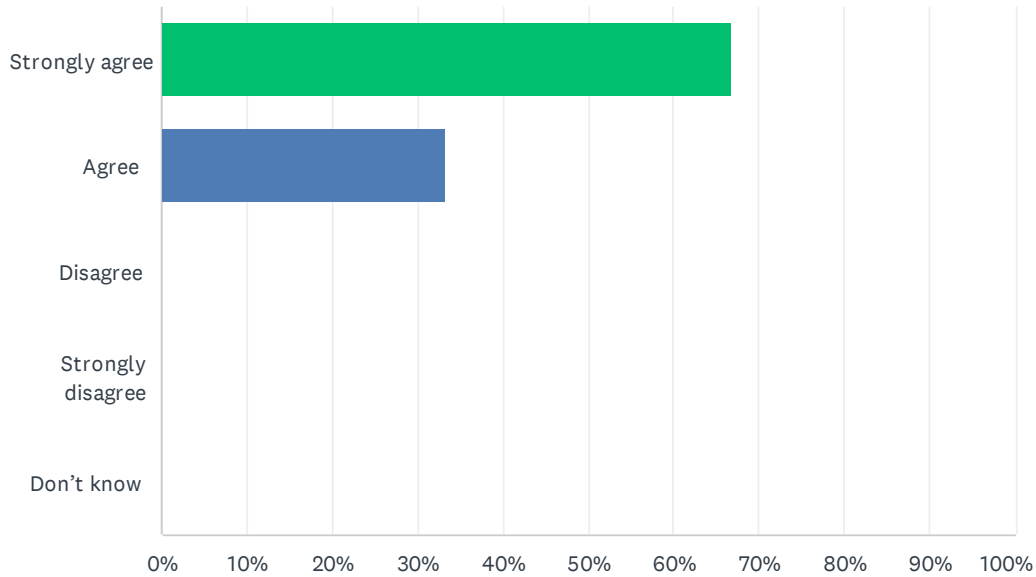
Answered: 43 Skipped: 0



ANSWER CHOICES	RESPONSES	
Play and Learn at School (PALS)	13.95%	6
Kindergarten	18.60%	8
Grades 1-3	41.86%	18
Grades 4-6	23.26%	10
Grades 7-9	2.33%	1
Grades 10-12	0.00%	0
TOTAL		43

Q3 As a result of being in the Play and Learn at School (PALS) program, my child's demonstrating growth in their development.

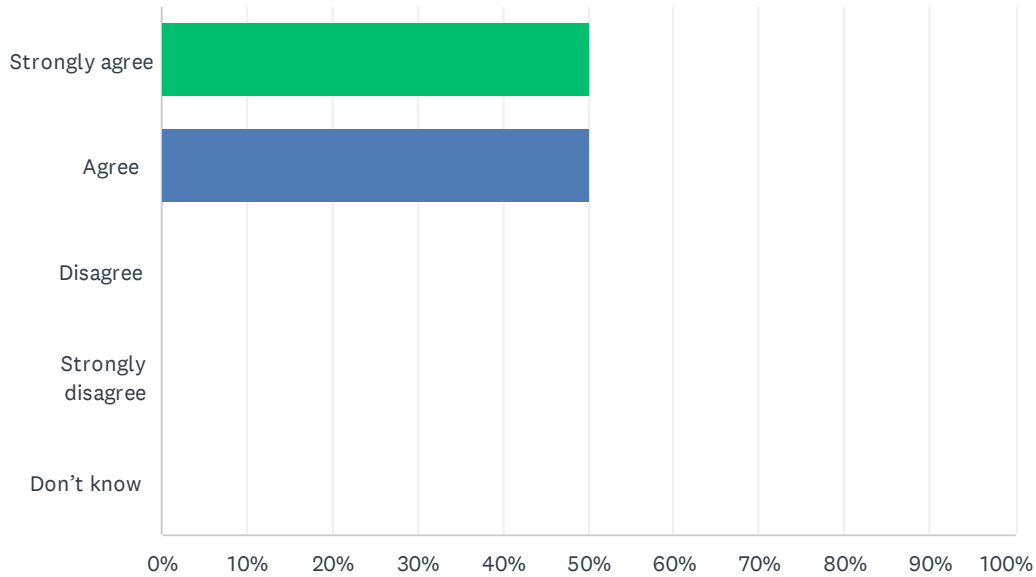
Answered: 6 Skipped: 37



ANSWER CHOICES	RESPONSES	
Strongly agree	66.67%	4
Agree	33.33%	2
Disagree	0.00%	0
Strongly disagree	0.00%	0
Don't know	0.00%	0
TOTAL		6

Q4 As a result of being in the kindergarten program, my child's becoming ready to enter Grade 1.

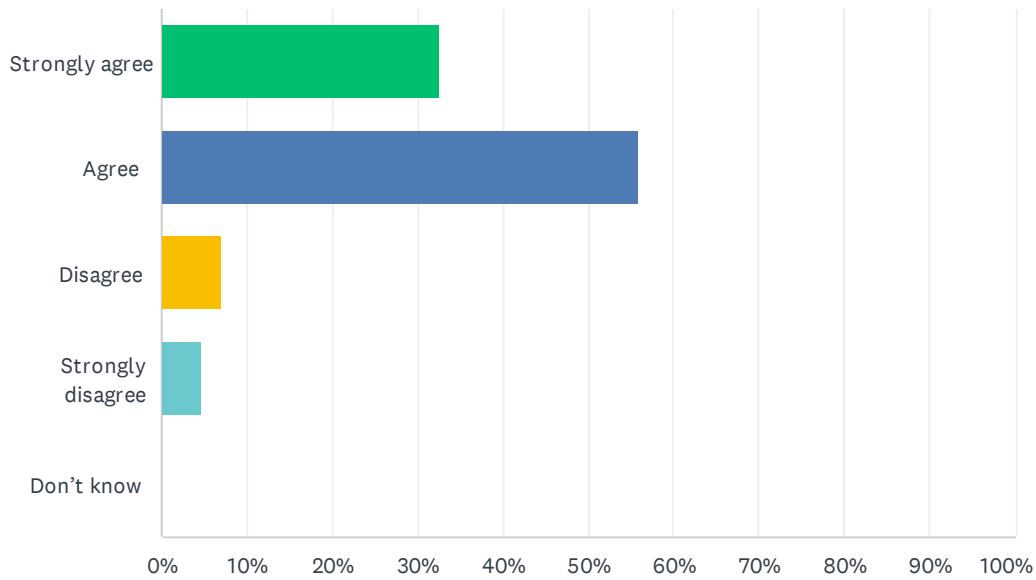
Answered: 8 Skipped: 35



ANSWER CHOICES	RESPONSES	
Strongly agree	50.00%	4
Agree	50.00%	4
Disagree	0.00%	0
Strongly disagree	0.00%	0
Don't know	0.00%	0
TOTAL		8

Q5 My child's individual needs are met.

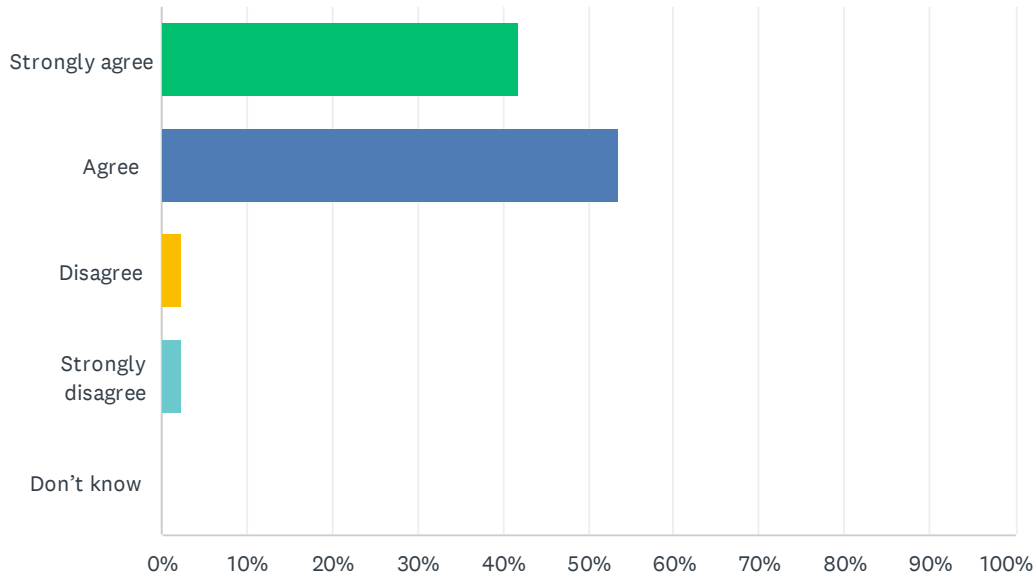
Answered: 43 Skipped: 0



ANSWER CHOICES	RESPONSES
Strongly agree	32.56% 14
Agree	55.81% 24
Disagree	6.98% 3
Strongly disagree	4.65% 2
Don't know	0.00% 0
TOTAL	43

Q6 My child's encouraged to do their best.

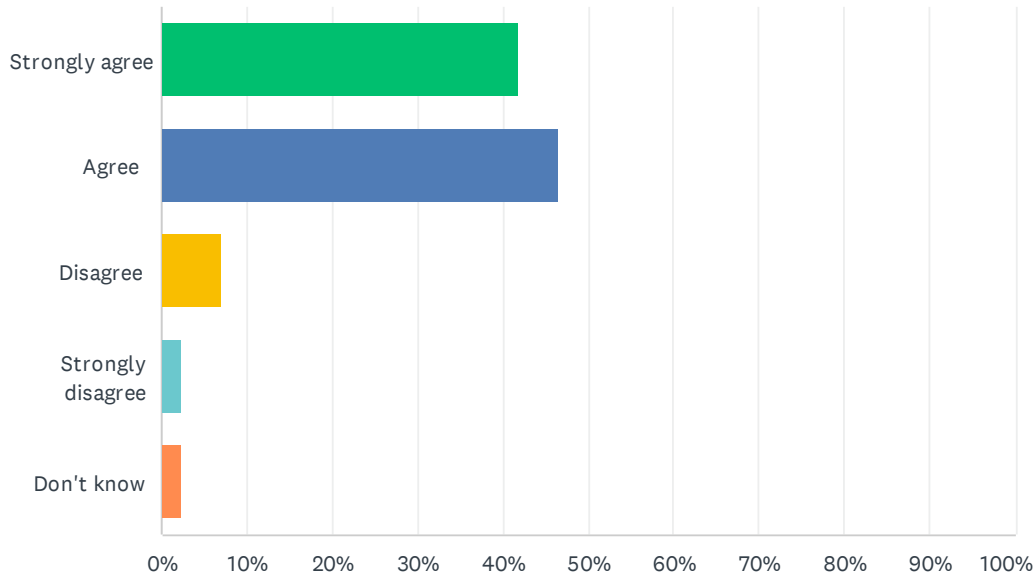
Answered: 43 Skipped: 0



ANSWER CHOICES	RESPONSES	
Strongly agree	41.86%	18
Agree	53.49%	23
Disagree	2.33%	1
Strongly disagree	2.33%	1
Don't know	0.00%	0
TOTAL		43

Q7 My child's demonstrating growth in literacy.

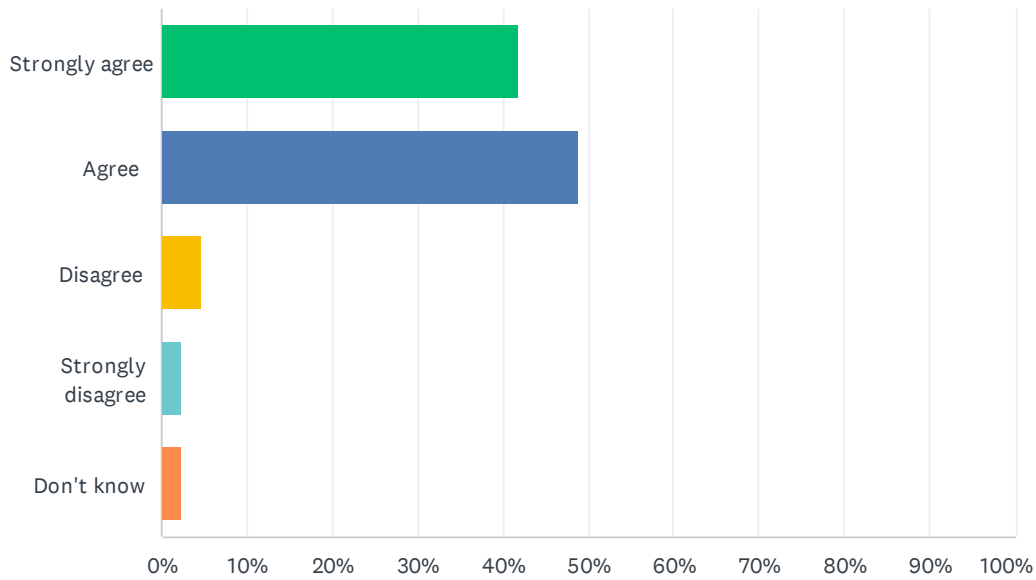
Answered: 43 Skipped: 0



ANSWER CHOICES	RESPONSES	
Strongly agree	41.86%	18
Agree	46.51%	20
Disagree	6.98%	3
Strongly disagree	2.33%	1
Don't know	2.33%	1
TOTAL		43

Q8 My child's demonstrating growth in numeracy.

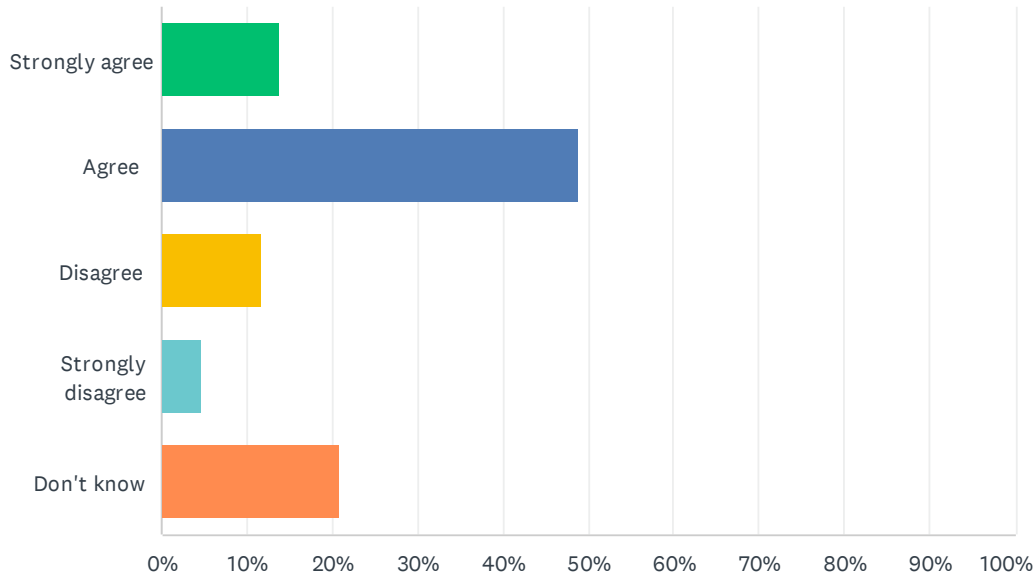
Answered: 43 Skipped: 0



ANSWER CHOICES	RESPONSES	
Strongly agree	41.86%	18
Agree	48.84%	21
Disagree	4.65%	2
Strongly disagree	2.33%	1
Don't know	2.33%	1
TOTAL		43

Q9 My child has an understanding of First Nations, Métis and Inuit culture and history.

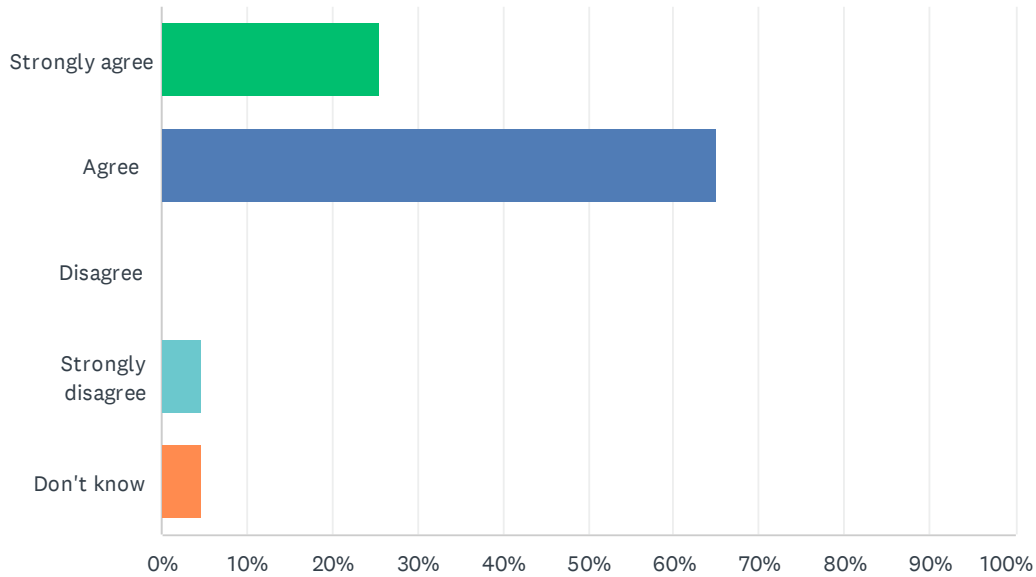
Answered: 43 Skipped: 0



ANSWER CHOICES	RESPONSES	
Strongly agree	13.95%	6
Agree	48.84%	21
Disagree	11.63%	5
Strongly disagree	4.65%	2
Don't know	20.93%	9
TOTAL		43

Q10 My child's learning the knowledge, skills and attitudes necessary to be successful in life.

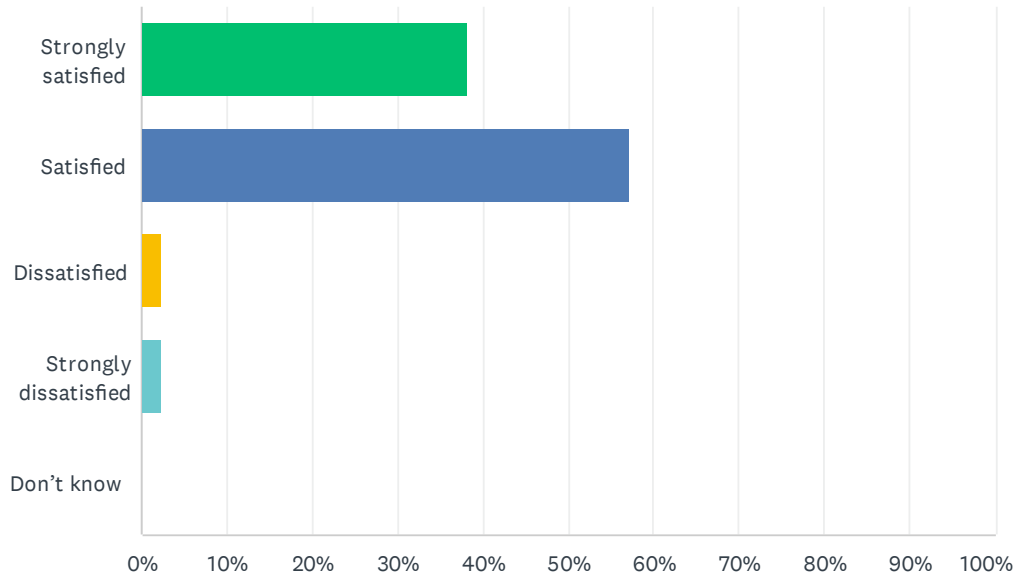
Answered: 43 Skipped: 0



ANSWER CHOICES	RESPONSES	
Strongly agree	25.58%	11
Agree	65.12%	28
Disagree	0.00%	0
Strongly disagree	4.65%	2
Don't know	4.65%	2
TOTAL		43

Q11 How satisfied are you with the quality of education your child's receiving at school?

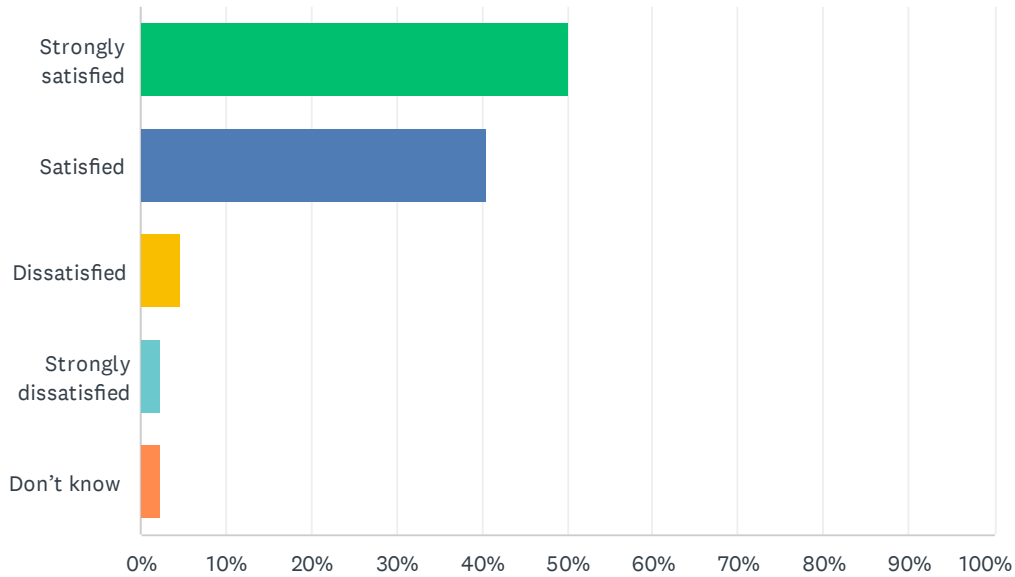
Answered: 42 Skipped: 1



ANSWER CHOICES	RESPONSES	
Strongly satisfied	38.10%	16
Satisfied	57.14%	24
Dissatisfied	2.38%	1
Strongly dissatisfied	2.38%	1
Don't know	0.00%	0
TOTAL		42

Q12 How satisfied are you with the quality of teaching at your child's school?

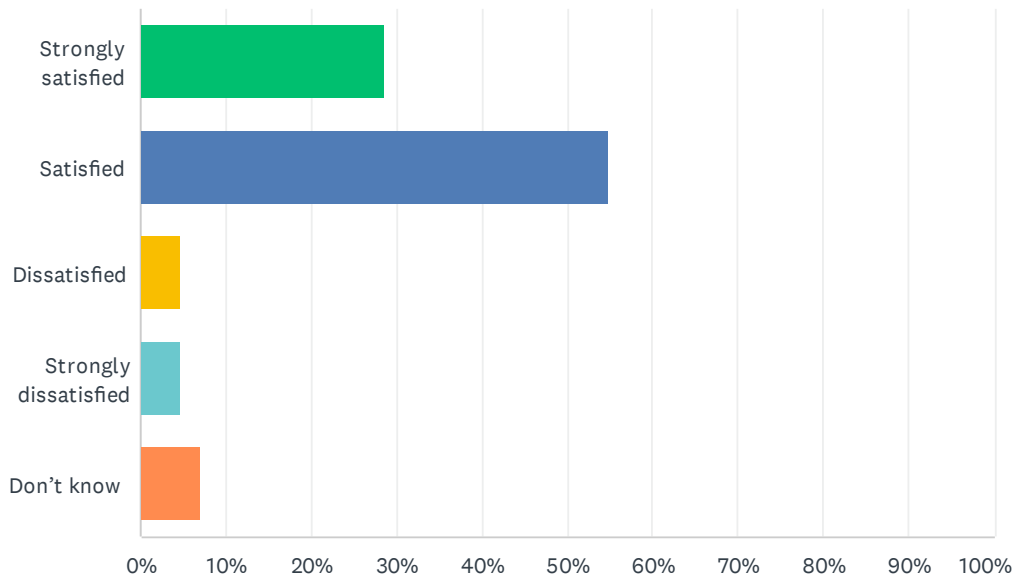
Answered: 42 Skipped: 1



ANSWER CHOICES	RESPONSES	
Strongly satisfied	50.00%	21
Satisfied	40.48%	17
Dissatisfied	4.76%	2
Strongly dissatisfied	2.38%	1
Don't know	2.38%	1
TOTAL		42

Q13 How satisfied are you with the leadership at your child's school?

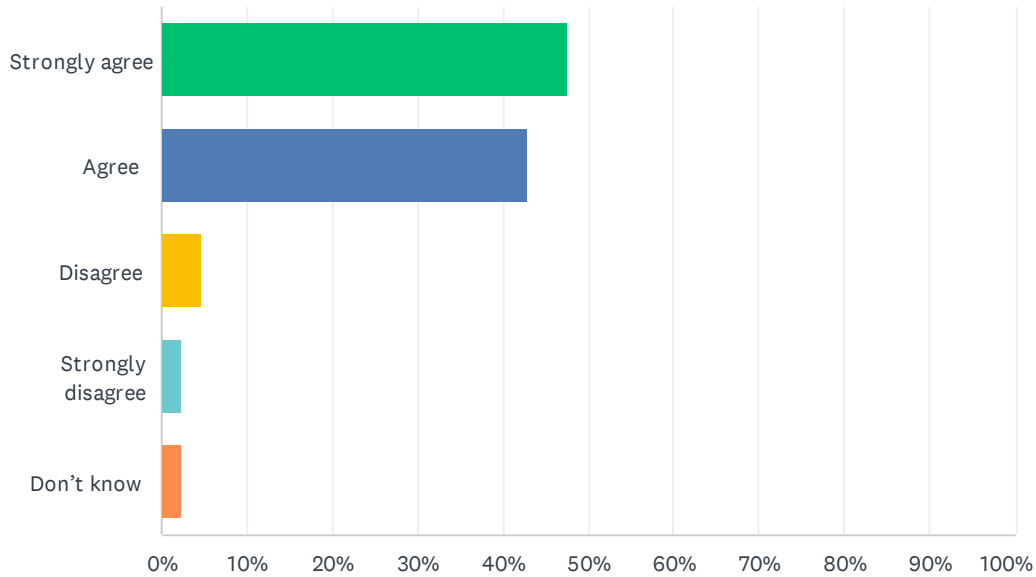
Answered: 42 Skipped: 1



ANSWER CHOICES	RESPONSES	
Strongly satisfied	28.57%	12
Satisfied	54.76%	23
Dissatisfied	4.76%	2
Strongly dissatisfied	4.76%	2
Don't know	7.14%	3
TOTAL		42

Q14 My child’s school encourages my child to be a responsible, respectful and engaged citizen.

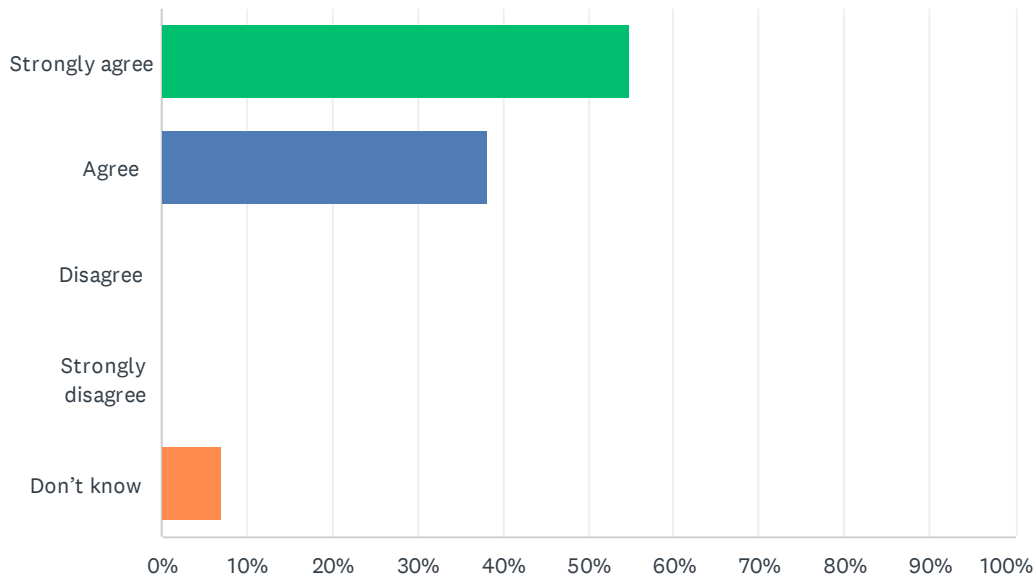
Answered: 42 Skipped: 1



ANSWER CHOICES	RESPONSES	
Strongly agree	47.62%	20
Agree	42.86%	18
Disagree	4.76%	2
Strongly disagree	2.38%	1
Don't know	2.38%	1
TOTAL		42

Q15 School staff care about my child.

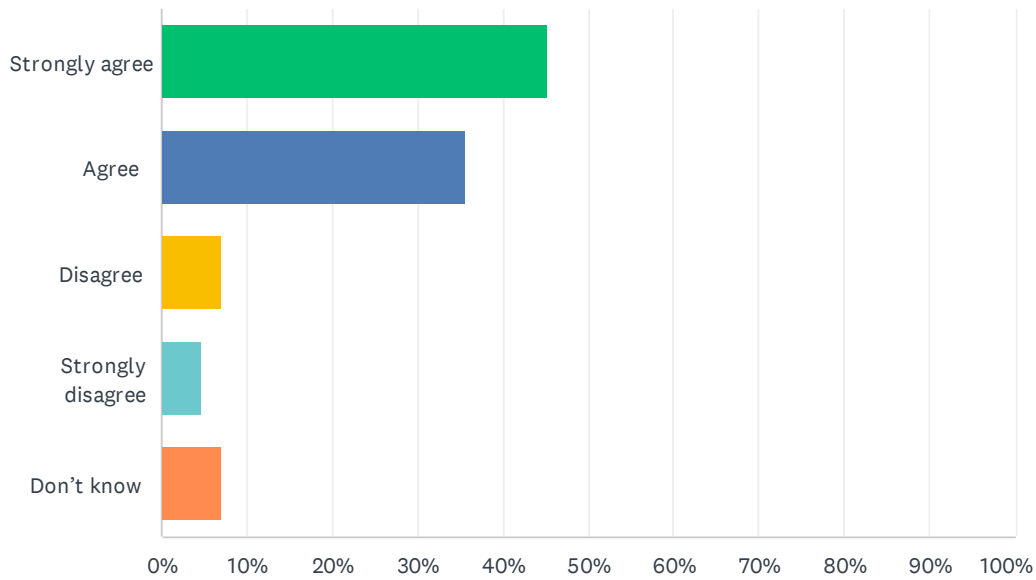
Answered: 42 Skipped: 1



ANSWER CHOICES	RESPONSES	
Strongly agree	54.76%	23
Agree	38.10%	16
Disagree	0.00%	0
Strongly disagree	0.00%	0
Don't know	7.14%	3
TOTAL		42

Q16 My child's school handles discipline fairly and reasonably.

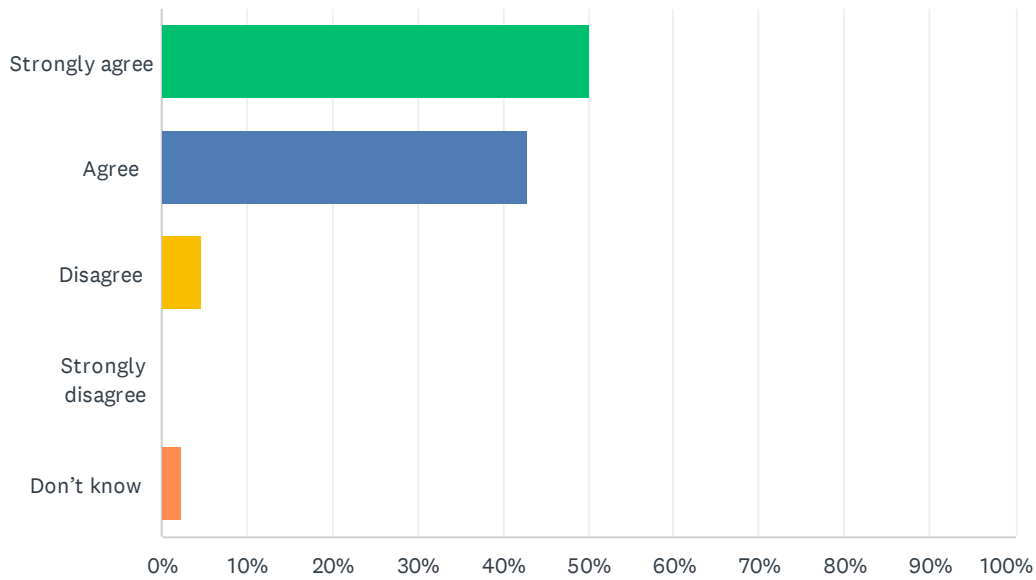
Answered: 42 Skipped: 1



ANSWER CHOICES	RESPONSES	
Strongly agree	45.24%	19
Agree	35.71%	15
Disagree	7.14%	3
Strongly disagree	4.76%	2
Don't know	7.14%	3
TOTAL		42

Q17 My child's school is safe.

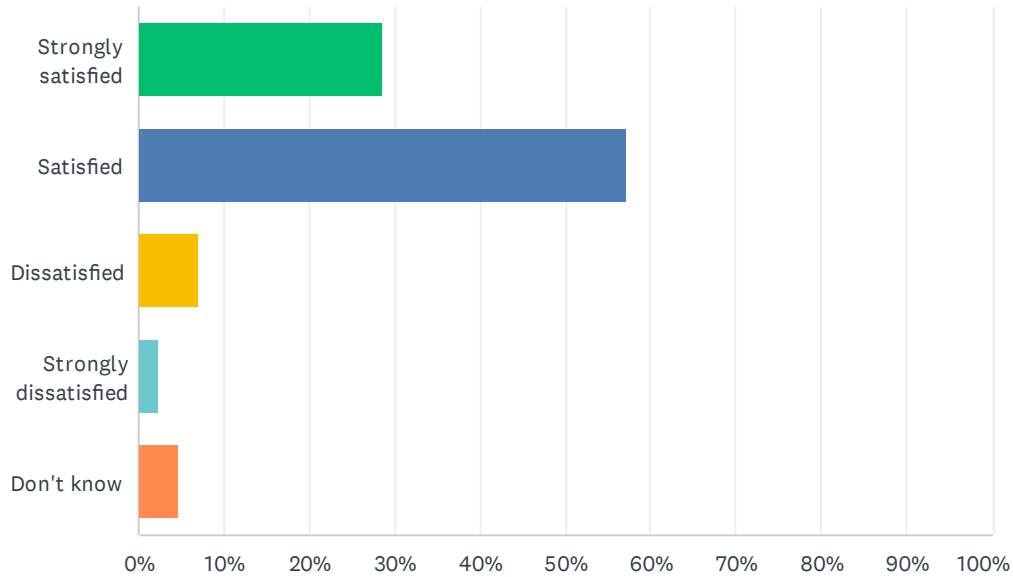
Answered: 42 Skipped: 1



ANSWER CHOICES	RESPONSES	
Strongly agree	50.00%	21
Agree	42.86%	18
Disagree	4.76%	2
Strongly disagree	0.00%	0
Don't know	2.38%	1
TOTAL		42

Q18 How satisfied are you with the resources available to support your child's learning?

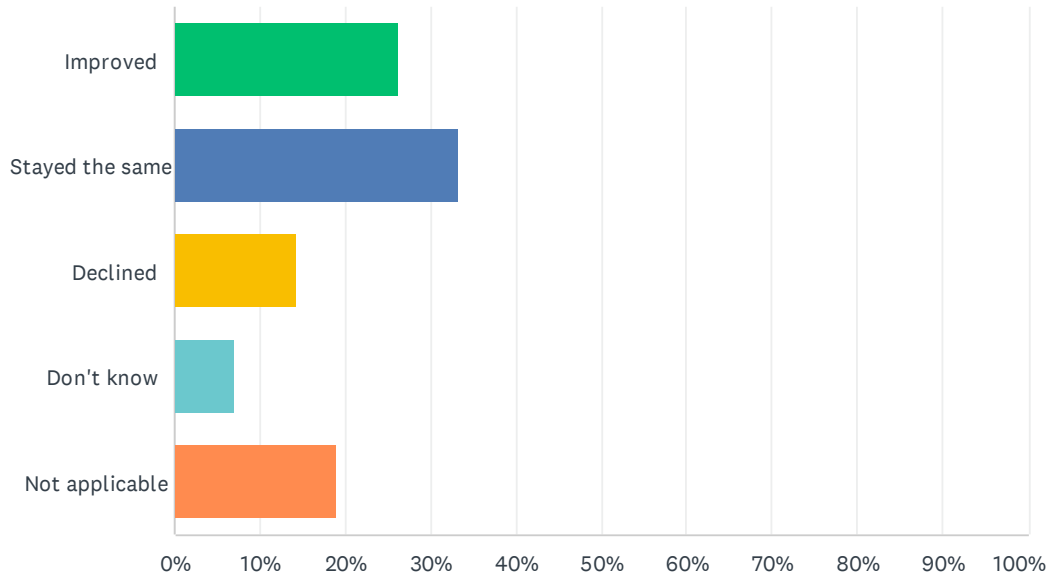
Answered: 42 Skipped: 1



ANSWER CHOICES	RESPONSES	
Strongly satisfied	28.57%	12
Satisfied	57.14%	24
Dissatisfied	7.14%	3
Strongly dissatisfied	2.38%	1
Don't know	4.76%	2
TOTAL		42

Q19 In your opinion, has the quality of education your child's experienced improved, stayed the same or declined in the past three years?

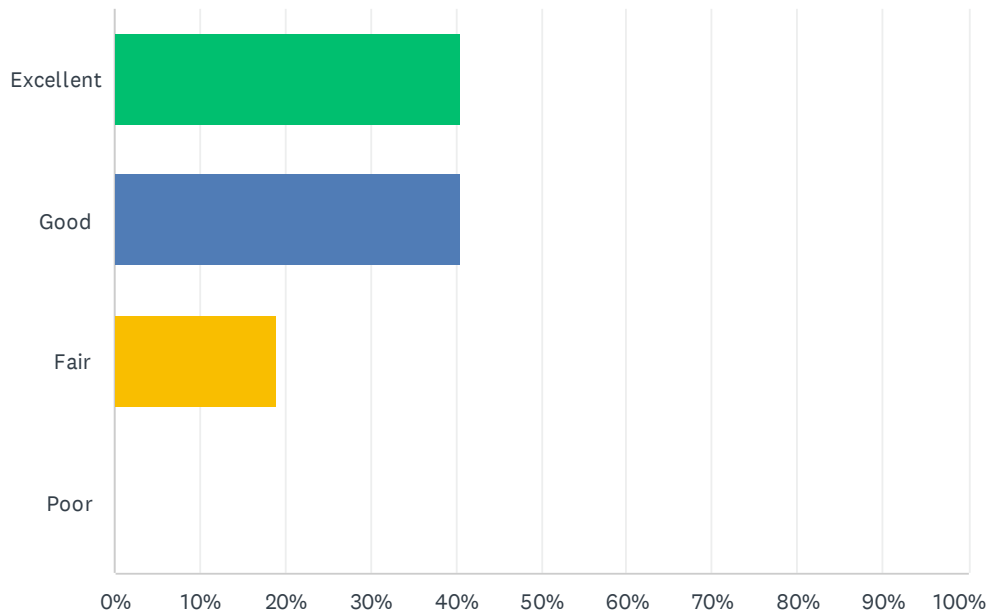
Answered: 42 Skipped: 1



ANSWER CHOICES	RESPONSES	
Improved	26.19%	11
Stayed the same	33.33%	14
Declined	14.29%	6
Don't know	7.14%	3
Not applicable	19.05%	8
TOTAL		42

Q20 How do you rate the physical condition of your child's school?

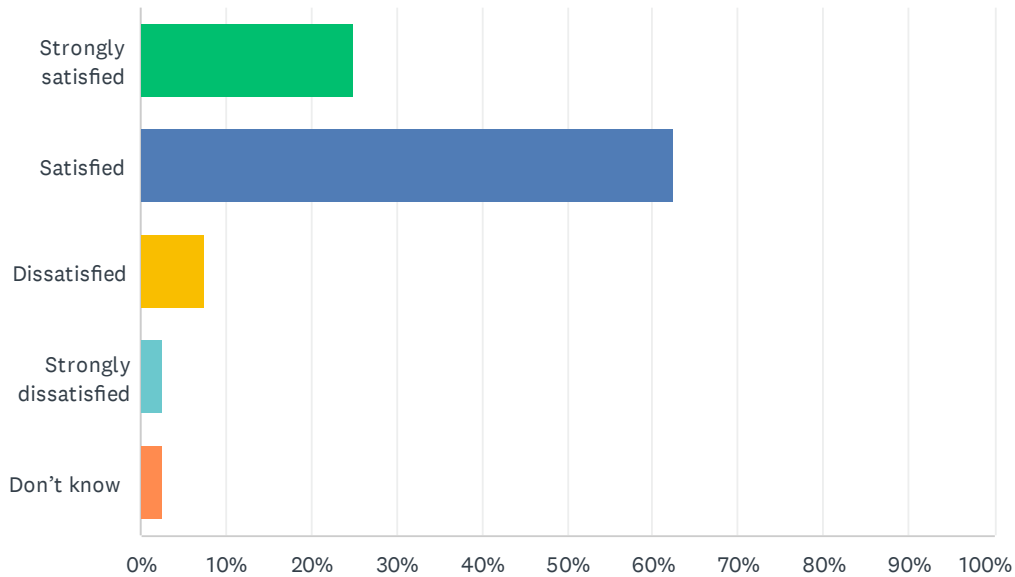
Answered: 42 Skipped: 1



ANSWER CHOICES	RESPONSES
Excellent	40.48% 17
Good	40.48% 17
Fair	19.05% 8
Poor	0.00% 0
TOTAL	42

Q21 How satisfied are you with the opportunities provided to be involved in your child's education? Refer to the EIPS Parent Engagement overview for examples of involvement and engagement opportunities that help support student success.

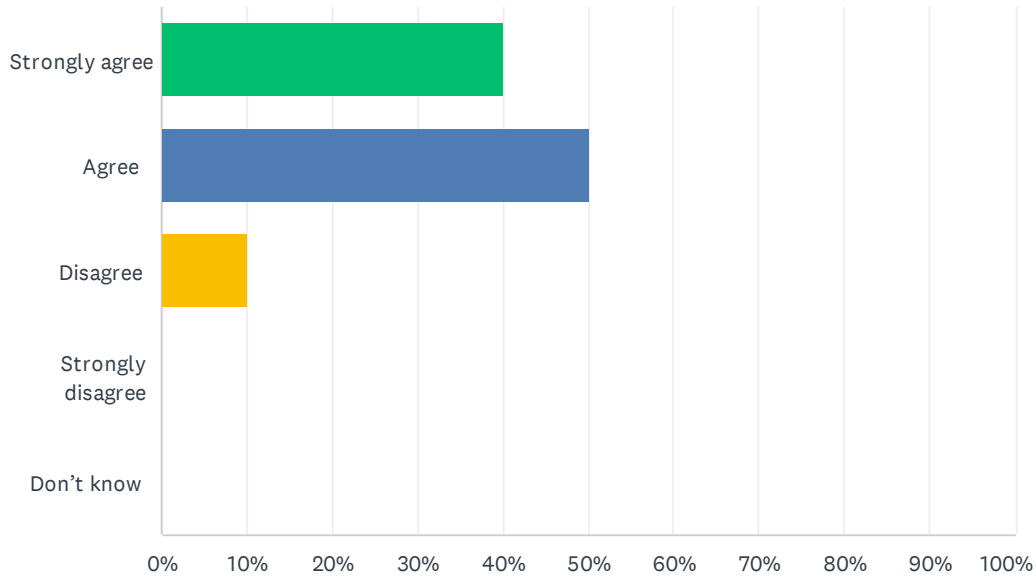
Answered: 40 Skipped: 3



ANSWER CHOICES	RESPONSES	
Strongly satisfied	25.00%	10
Satisfied	62.50%	25
Dissatisfied	7.50%	3
Strongly dissatisfied	2.50%	1
Don't know	2.50%	1
TOTAL		40

Q22 The school keeps me informed about my child's progress and achievement.

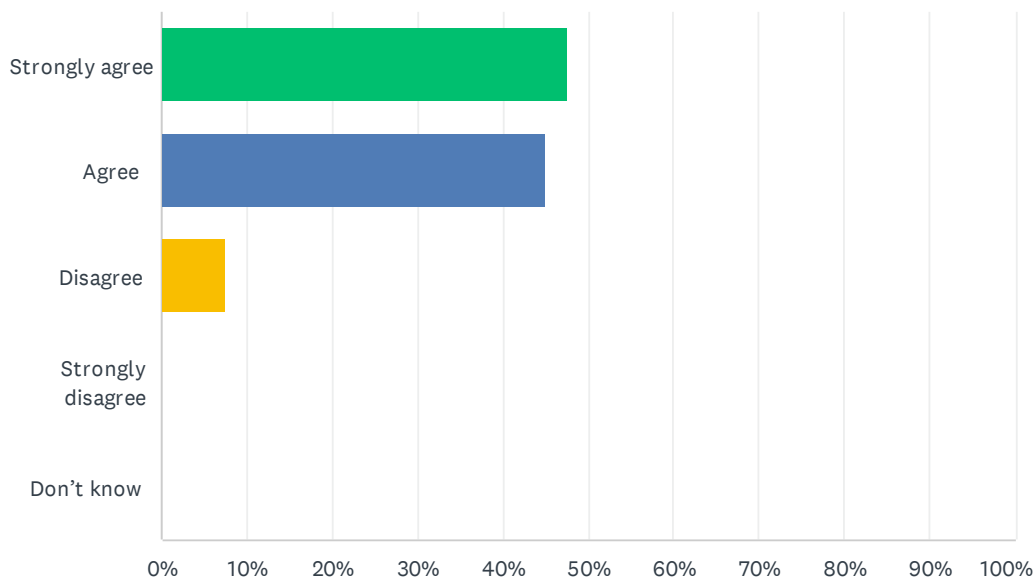
Answered: 40 Skipped: 3



ANSWER CHOICES	RESPONSES	
Strongly agree	40.00%	16
Agree	50.00%	20
Disagree	10.00%	4
Strongly disagree	0.00%	0
Don't know	0.00%	0
TOTAL		40

Q23 There is open and honest communication within my child's school.

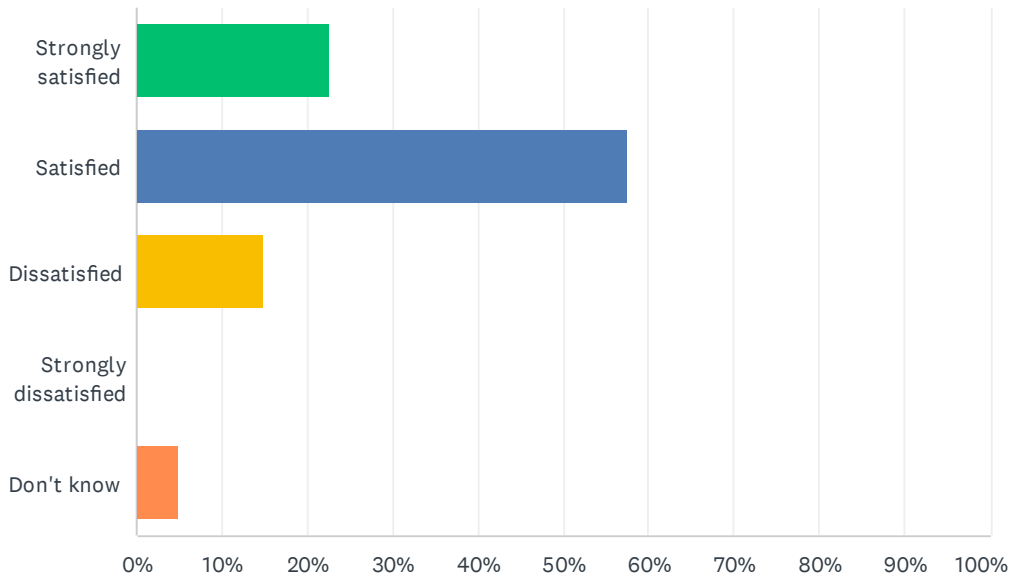
Answered: 40 Skipped: 3



ANSWER CHOICES	RESPONSES	
Strongly agree	47.50%	19
Agree	45.00%	18
Disagree	7.50%	3
Strongly disagree	0.00%	0
Don't know	0.00%	0
TOTAL		40

Q24 How satisfied are you with the Division’s commitment to engaging stakeholders—including parents and caregivers—about matters that affect decision-making and public education?

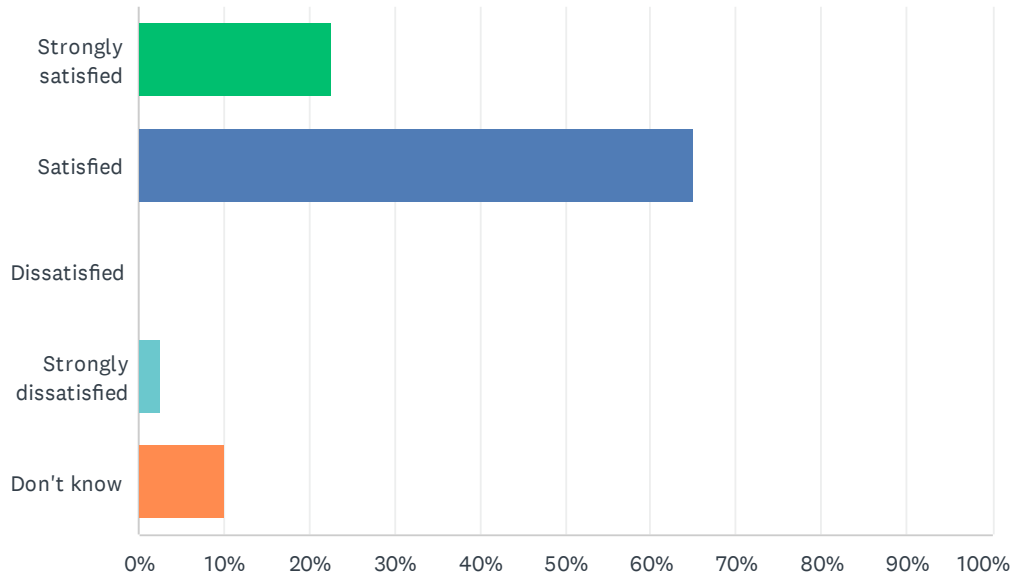
Answered: 40 Skipped: 3



ANSWER CHOICES	RESPONSES	
Strongly satisfied	22.50%	9
Satisfied	57.50%	23
Dissatisfied	15.00%	6
Strongly dissatisfied	0.00%	0
Don't know	5.00%	2
TOTAL		40

Q25 How satisfied are you with the Division’s commitment to advocating for public education?

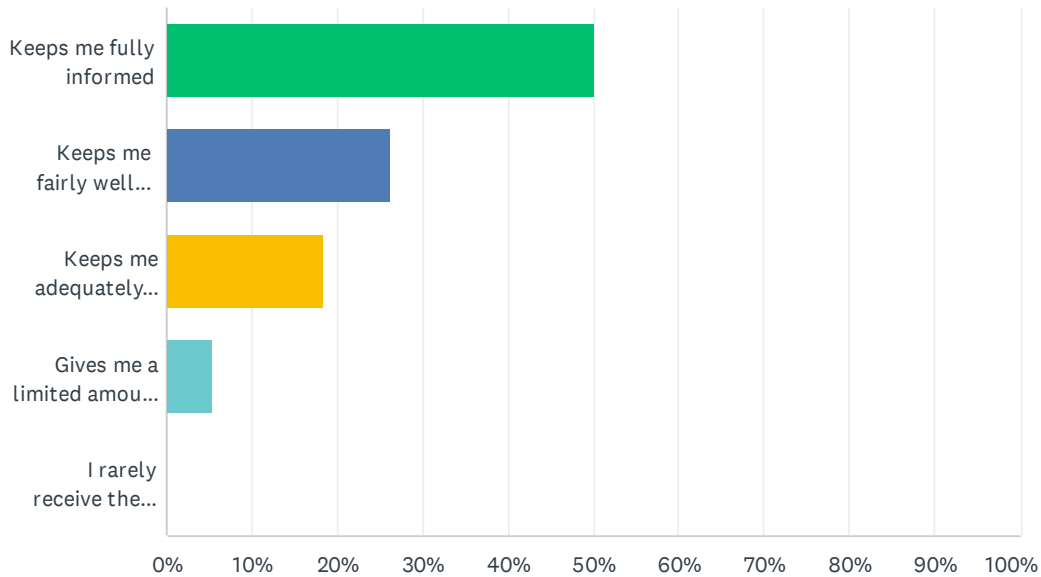
Answered: 40 Skipped: 3



ANSWER CHOICES	RESPONSES	
Strongly satisfied	22.50%	9
Satisfied	65.00%	26
Dissatisfied	0.00%	0
Strongly dissatisfied	2.50%	1
Don't know	10.00%	4
TOTAL		40

Q26 Elk Island Public Schools appreciates the opportunity to stay connected with parents about news, activities, programs and other matters of importance. What is your impression of the communication you receive from your child's school?

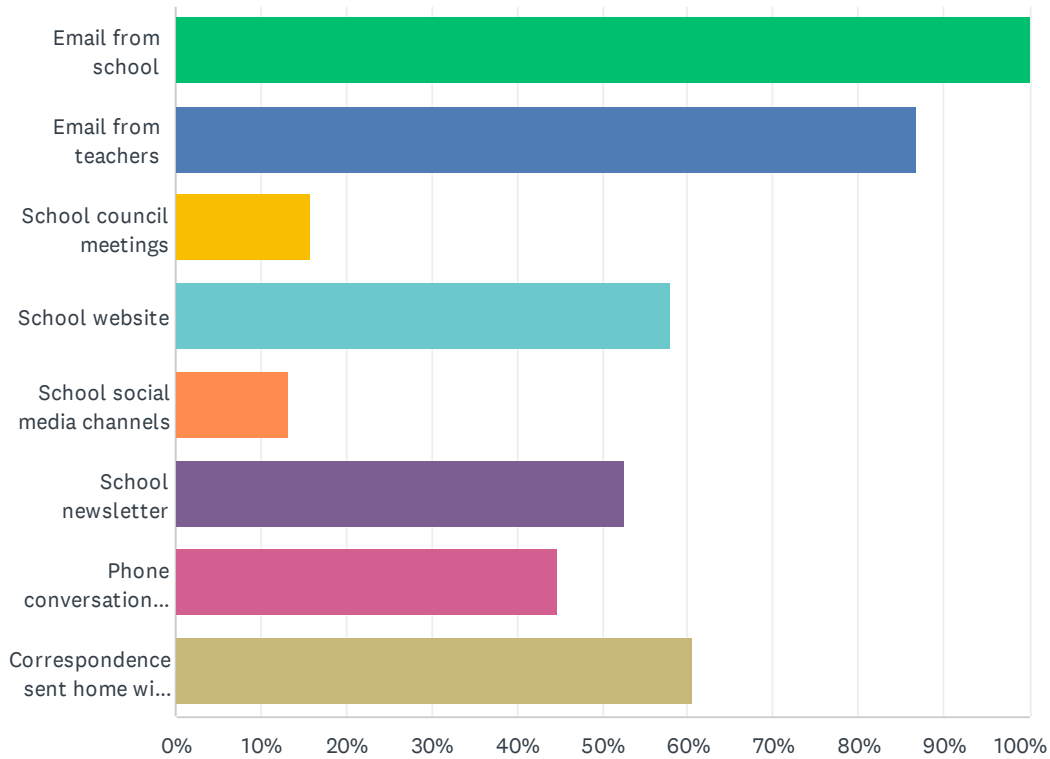
Answered: 38 Skipped: 5



ANSWER CHOICES	RESPONSES	
Keeps me fully informed	50.00%	19
Keeps me fairly well informed	26.32%	10
Keeps me adequately informed	18.42%	7
Gives me a limited amount of information	5.26%	2
I rarely receive the information I need	0.00%	0
TOTAL		38

Q27 Do you regularly make use of the following to keep up to date on school activities, programs, etc.? Check all that apply.

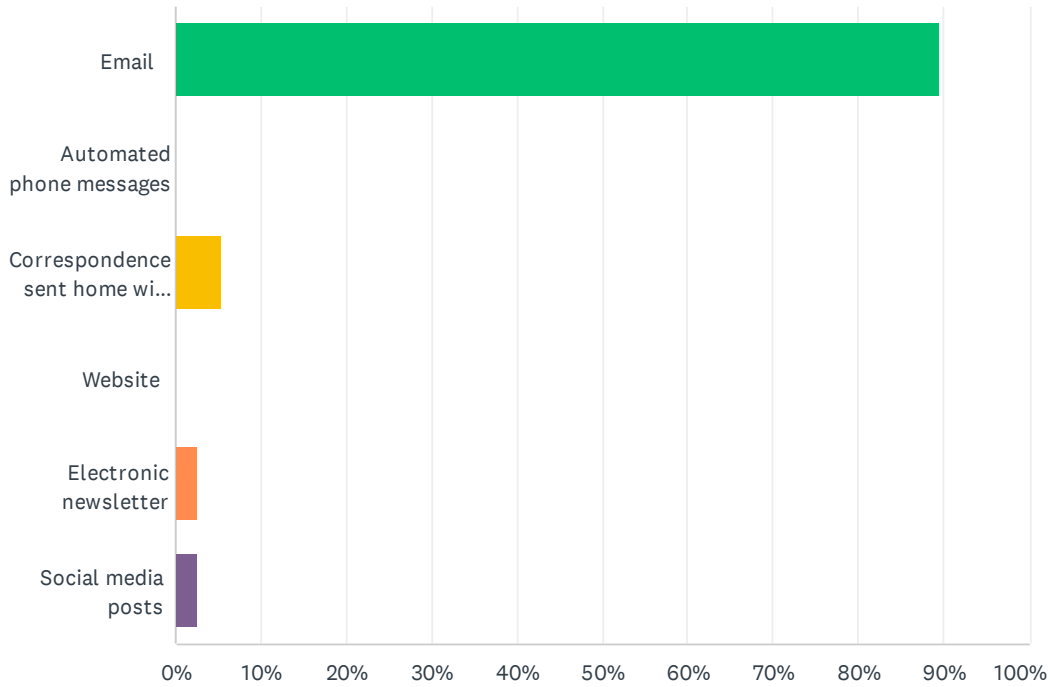
Answered: 38 Skipped: 5



ANSWER CHOICES	RESPONSES	
Email from school	100.00%	38
Email from teachers	86.84%	33
School council meetings	15.79%	6
School website	57.89%	22
School social media channels	13.16%	5
School newsletter	52.63%	20
Phone conversations with the school or teachers	44.74%	17
Correspondence sent home with my child	60.53%	23
Total Respondents: 38		

Q28 What is your most preferred method of communication from the school and Division?

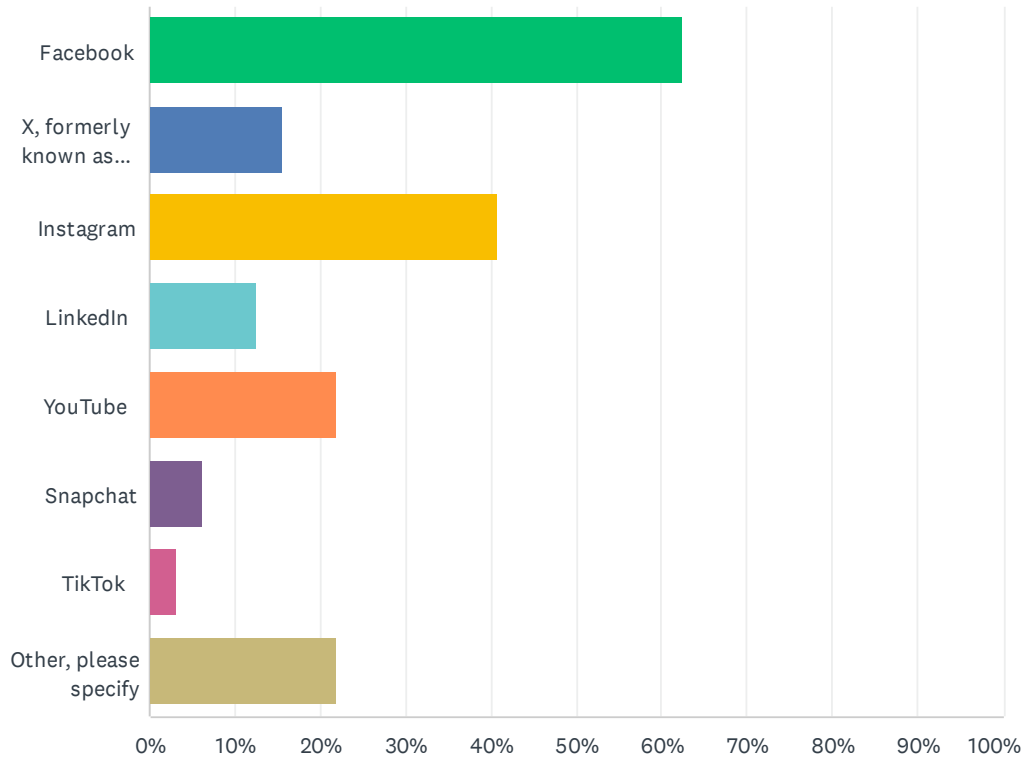
Answered: 38 Skipped: 5



ANSWER CHOICES	RESPONSES	
Email	89.47%	34
Automated phone messages	0.00%	0
Correspondence sent home with my child	5.26%	2
Website	0.00%	0
Electronic newsletter	2.63%	1
Social media posts	2.63%	1
TOTAL		38

Q29 The Division and schools often share news and information on social media. Which of the following platforms do you use? Check all that apply.

Answered: 32 Skipped: 11



ANSWER CHOICES	RESPONSES
Facebook	62.50% 20
X, formerly known as Twitter	15.63% 5
Instagram	40.63% 13
LinkedIn	12.50% 4
YouTube	21.88% 7
Snapchat	6.25% 2
TikTok	3.13% 1
Other, please specify	21.88% 7
Total Respondents: 32	

#	OTHER, PLEASE SPECIFY	DATE
1	Website	3/15/2024 10:41 AM
2	Dont use SM	3/14/2024 3:19 PM
3	No Social Media	3/14/2024 12:04 PM

2023-24 EIPS Annual Feedback Survey: For Parents and Caregivers

4	Email	3/14/2024 10:34 AM
5	Email	3/5/2024 11:49 AM
6	None	3/1/2024 10:51 AM
7	gmail	3/1/2024 9:18 AM